



2013-2014 COLORADO MEN'S BASKETBALL



Andrew Green | Assistant Director Sports Information
 357 UCB | Fieldhouse Annex 50 | Office: 303-492-3812 | Cell: 720-470-9780
 andrew.green@colorado.edu | www.CUBuffs.com | @CUBuffs

GAME #32 vs. USC Trojans (11-20, 2-16 Pac-12)
 Wednesday, March 12, 3:30 p.m. (MT)
Arena: MGM Grand Garden Arena (13,151)
Television: Pac-12 Networks (National); Comcast: Pac-12 Mountain 430 (840HD); Pac-12 Network: 431. DISH: Pac-12 Network 413; 406 with Hopper
Announcers: Kevin Calabro, Ernie Kent
760 AM or 850KOA.com: Mark Johnson, Scott Wilke

Satellite Radio: Sirius: 157; XM 190
CU vs. USC: CU is 4-0 against USC in Pac-12 play and holds a 6-3 edge all-time • Four-straight wins in the series is the longest • CU defeated the Trojans in both meetings this past season [at Boulder, 83-62, Jan. 18; at Los Angeles, 83-74, Feb. 16].

2013-2014 SCHEDULE (21-10, 10-8 Pac-12)

Date	Opponent (TV)	Time/Result
Fri. Nov. 8	#vs. 25/RV Baylor (ROOT)	L, 60-72
Sun. Nov. 10	UT MARTIN (P12N)	W, 91-65
Wed. Nov. 13	WYOMING (P12N)	W, 63-58
Sat. Nov. 16	JACKSON STATE (P12N)	W, 94-70
Mon. Nov. 18	ARKANSAS STATE (P12N)	W, 93-70
Thu. Nov. 21	SANTA BARBARA (P12N)	W, 76-68
Sun. Nov. 24	RV/RV HARVARD (ESPNU)	W, 70-62
Sat. Nov. 30	at Air Force (MWN)	W, 81-57
Tue. Dec. 3	at Colorado State (ESPN3)	W, 67-62
Sat. Dec. 7	6/7 KANSAS (ESPN2)	W, 75-72
Fri. Dec. 13	ELON (P12N)	W, 80-63
Sat. Dec. 21	^vs. 7/7 Oklahoma St. (ESPN2)	L, 73-78
Sat. Dec. 28	GEORGIA (P12N)	W, 84-70
Thu. Jan. 2	*OREGON STATE (ESPNU)	W, 64-58
Sun. Jan. 5	*10/9 OREGON (FS1)	W, 100-91
Wed. Jan. 8	*%at Washington St. (P12N)	W, 71-70 (ot)
Sun. Jan. 12	*at Washington (FS1)	L, 54-71
Thu. Jan. 16	*25/25 UCLA (P12N)	L, 56-69
Sat. Jan. 18	*USC (FS1)	W, 83-62
Thu. Jan. 23	*at 1/1 Arizona (ESPN2)	L, 57-69
Sat. Jan. 25	*at Arizona State (P12N)	L, 51-72
Sat. Feb. 1	*UTAH (P12N)	W, 79-75 (ot)
Wed. Feb. 5	*WASHINGTON STATE (P12N)	W, 68-63
Sun. Feb. 9	*WASHINGTON (ESPNU)	W, 91-65
Thu. Feb. 13	*at UCLA (ESPN2)	L, 74-92
Sun. Feb. 16	*at USC (ESPNU)	W, 83-74
Wed. Feb. 19	*ARIZONA STATE (ESPNU)	W, 61-52
Sat. Feb. 22	* 4/4 ARIZONA (ESPN)	L, 61-88
Sat. Mar. 1	*at Utah (P12N)	L, 64-75
Wed. Mar. 5	*at Stanford (ESPN2)	W, 59-56
Sat. Mar. 8	*at California (P12N)	L, 65-66 (ot)
Mar. 12	**vs. (12th seed) USC (Pac-12N)3:30p.m.	
Mar. 18-19	NCAA 1st Round (Dayton, Ohio)	
Mar. 20-23	NCAA 2nd & 3rd Rounds	
Mar. 27-30	NCAA Regional	
Apr. 5, 7	NCAA Men's Final Four	

**-Pac-12 Tournament (MGM Grand Garden Arena, Las Vegas)
 %-Spokane, Wash. #-American Airlines Arena (Dallas, Texas)
 ^-MGM Grand Showcase (MGM Grand Garden Arena, Las Vegas)
 P12N (Pac-12 Network); FS1 (Fox Sports 1)
 All Times MOUNTAIN

COLORADO PROBABLE STARTERS

Pos/No	Player	Ht	Wt	Yr	Hometown	PPG	RPG	APG
F 1	Wesley Gordon	6-9	225	RS-Fr.	Colorado Springs, Colo.	6.1	6.3	^1.4
F 2	Xavier Johnson	6-7	220	So.	Los Angeles, Calif.	12.2	6.0	*0.9
F 40	Josh Scott	6-10	245	So.	Monument, Colo.	14.5	8.8	^1.2
G 0	Askia Booker	6-2	170	Jr.	Los Angeles, Calif.	13.7	3.5	3.5
G 3	Xavier Talton	6-2	180	So.	Sterling, Colo.	4.6	2.1	1.7

^-blocks; *-steals

CU RESERVES

F 10	Tre'Shaun Fletcher	6-7	200	Fr.	Tacoma, Wash.	3.5	1.8	0.3
F 32	Ben Mills	7-0	230	Sr.	Hartland, Wis.	1.4	0.9	0.2
G 5	Eli Stalzer	6-3	190	So.	Brea, Calif.	1.8	0.8	0.3
G 13	Dustin Thomas	6-7	220	Fr.	Texarkana, Texas	3.8	2.6	0.5
G 23	Jaron Hopkins	6-5	190	Fr.	Mesa, Ariz.	5.2	2.4	1.0
G 24	George King	6-5	208	Fr.	San Antonio, Texas	1.6	1.6	0.2

INJURED

G 25	Spencer Dinwiddie	6-6	200	Jr.	Woodland Hills, Calif.	14.7	3.1	3.8
------	-------------------	-----	-----	-----	------------------------	------	-----	-----

QUICKLY: Colorado has finished fifth in the conference standings four straight years (three times in Pac-12, once in Big 12) • Since CU joined the Pac-12, it has played the most one-point games in the conference (8) and are 5-3 • CU was the No. 5 seed last year at the MGM, defeating Oregon State in the first round • This is CU's second trip to the MGM this season. The Buffs played then-No. 7 Oklahoma State back on Dec. 21.

A WIN WEDNESDAY MEANS: 22nd win on the year would tie for the fourth most wins in a season, Coach Boyle would own three of the four • A season sweep of USC of all three games, the last time CU won three games over an opponent in one season, Utah in 2011-12 • Advancing past the first round in four straight post-season tournaments under Coach Boyle (2011 Big 12: semifinals; 2012 Pac-12: Title Game; 2013: Quarterfinals) • CU would improve to 5-0 over USC in Pac-12 games and 7-3 all-time.

CU IN POSTSEASON/NEUTRAL COURTS:

The Buffs are 11-5 in postseason games (7-2 conference, 3-1 NIT, 1-2 NCAA) under Coach Boyle • .688 postseason winning %, Boyle ranks first in school history • Also a 13-10 (.565) record on neutral courts, third overall at CU.

RECORD BOOKS:

CU has made 607 free throws, third most in school history (679: 2010-11; 612: 1954-55) • Rebounding margin of +6.7, ranks second (+8.9: 1962-63) • FT% of .722 ranks seventh all-time at CU.

5TH PLACE OR BETTER:

This season was the fourth straight year CU finished the conference season in fifth place among the final standings (three: Pac-12, once: Big 12). The four conference placings of fifth place or better is the first time since the 1963-67 seasons (1963-64: 2nd; 1964-65: t-5th; 1965-66: t-5th; 1966-67: t-2nd).

2013-2014 Team Averages

	CU	CU	USC	USC
	All Games	Pac-12	All Gm	Pac 12
Points	72.5	68.9	71.0	68.2
Pts. Allowed	68.9	70.4	75.8	79.7
Scoring Mar.	+3.6	-1.5	-4.8	-11.5
Field Goals	23.8	23.2	25.1	24.3
Field Goal Att.	54.1	53.9	57.1	57.0
Field Goal Pct.	.440	.429	.440	.426
FG Defense	.429	.432	.429	.450
3-pt FGs	5.3	4.8	4.5	4.2
3-pt FG Att.	16.7	15.2	15.5	14.9
3-pt FG Pct.	.320	.318	.294	.280
3-pt Pct Def.	.366	.374	.325	.345
FTM	19.6	17.8	16.2	15.4
FT Att.	27.1	24.8	24.2	22.6
FT Pct.	.722	.717	.670	.685
Off. Rebs.	11.7	11.1	11.2	10.5
Def. Rebs.	26.2	25.3	26.2	24.3
Total Rebs.	37.9	36.4	37.4	34.8
Reb. Margin	+6.7	+3.9	+0.5	-2.5
Fouls	16.9	16.2	19.7	21.0
Turnovers	13.4	13.6	14.2	14.4
Assists	11.9	11.1	12.7	11.4
Blocks	3.5	4.0	4.3	3.8
Steals	6.3	5.7	5.4	5.3

Current Pac-12 Standings (as of Mar. 9)

	Conf.	Overall
Arizona	15-3	28 -3
UCLA	12-6	23 -8
Oregon	10-8	22 -8
Arizona State	10-8	21-10
Colorado	10-8	21-10
Stanford	1--8	19-11
California	10-8	19-12
Utah	9-9	20-10
Washington	9-9	17-14
Oregon State	8-10	16-14
Washington State	3-15	10-20
USC	2-16	11-20

• Arizona was the predicted winner; UCLA (2nd); CU (3rd); Oregon (4th); Cal (5th); Stanford (6th); Arizona State (7th); Washington (8th); Utah (9th); Oregon St. (10th); USC (11th); Washington St. (12th).

• The predicted winner has not won the league the past three years and four of the past five years.

• This is CU's highest preseason placing since they were selected sixth in the Big 12 Conference back in 2003-04.

• Media have correctly picked the Conference winner 12 times in 21 tries.

CU MBB vs. Pac-12 (under Boyle)

Arizona	3-5	.375
Arizona State	3-3	.500
*California	4-2	.667
UCLA	0-4	.000
Oregon	5-1	.833
*Oregon State	5-2	.714
USC	4-0	1.000
Stanford	3-3	.500
Utah	5-2	.714
Washington	2-2	.500
Washington State	4-0	1.000
Totals	38-24	.613

*-includes games in 2010-11

CU MBB vs. Pac-12 (all-time)

Arizona	11-10	.524
Arizona State	5-5	.500
California	11-12	.478
UCLA	1-8	.111
Oregon	8-3	.727
Oregon State	10-4	.714
USC	6-3	.667
Stanford	6-9	.400
Utah	25-17	.595
Washington	8-9	.471
Washington State	5-1	.833
Totals	96-81	.542

20 WINS, AGAIN: Colorado has won 20 games in each of Tad Boyle's four seasons at CU - a school record for four consecutive years • Incredibly in 113 years of CU basketball there's been eight seasons of 20 wins or more, and Coach Boyle owns four.

GREAT SCOTT: Josh Scott has led CU in scoring & rebounding in the same game 10 times, and three of the last four games • Last 5 games, he is averaging a team-best 15.0 ppg., 9.8 rpg., 88.1 FT%, 45.2 FG% and 4 blocks • He once made 20-straight free throws spanning three games before missing his first attempt at Stanford • Second in the Pac-12 (all games) with 13 double-doubles.

COACH BOYLE: Coach Boyle's winning percentage (.652) is the best of any CU head coach in men's hoops history (min. 2 years) • 90 victories over his four seasons, most wins in any four-year span in school history (90-48 record).

20-POINT SCORERS: Four different players have scored over 20 points resulting in a combined 13-4 record. Josh Scott: 4-2 record; Askia Booker and Xavier Johnson: 3-1 each; and Spencer Dinwiddie: 3-0.

NEW GUYS STEPPING UP: Not including Senior Day against Arizona, where Josh Scott came off the bench (w/18 pts.), the Buffs bench outscored Utah's by 22-14 margin last Saturday. Jaron Hopkins and Eli Stalzer scored nine and eight points, respectively. Stalzer's was a career-high • CU outscored Cal's 10-3 with Stalzer scoring five points (3-pointer).

CU IN THE PAC-12 ... LAST 3 YEARS:

Pac-12	First 5	Next 5	Last 8	Overall
2011-12	3-2	4-1	4-4	11-7
2012-13	1-4	4-1	5-3	10-8
2013-14	3-2	3-2	4-4	10-8
Totals	7-8	11-4	13-11	31-22

MBB MISCELLANEOUS: Overall (all games), CU is 39-3 out-rebounding and holding opponent under 40 FG% • CU is 15-5 when the game is a home sellout • CU is 13-6 when committing single-digit turnovers over the last four years (CU has performed single-digit turnovers five times this season) • CU has made at least one three-pointer in 396-straight games (dating back to Jan. 19, 2002).

TEAM NOTES: CU is an impressive 27-4 under Boyle when having 15+ assists in a game • CU is 7-0 overall when shooting 50 FG% (4-0 in Pac-12 games) • CU is 13-2 in single digits games (9-0 at home, 4-1 on the road).

MOST WINS IN A SEASON: Head Coach Tad Boyle is the first CU head coach to guide the program to four-straight 20-win seasons. He also owns the school record for most wins in a season (24), twice.

(**Bold** indicates Coach Boyle years)

- 1) **24 2011-12**
24 2010-11
- 2) 22 1996-97
- 3) **21 2013-14**
21 2012-13
21 1968-69

BEST HOME RECORDS: Of the best home records in school history (minimum 10 home games played) in terms of wins, the Tad Boyle coaching staff owns the top two and three of four.

2011-2012:	18-2	.900
2013-2014:	16-2	.889
2002-2003:	14-1	.933
2011-2012:	14-2	.875
1996-1997:	13-1	.929
1983-1984:	13-2	.867
2009-2010:	13-3	.813
1999-2000:	13-3	.813
1998-1999:	13-3	.813
1979-1980:	13-3	.813
1990-1991:	13-4	.765
2012-2013:	12-3	.800

ESPN's College Hoops GameDay Targets First MBB Boulder Stop

• ESPN's College GameDay Covered by State Farm made its first visit to the CU campus for men's basketball on Feb. 22.

• GameDay's first hour began at 8 a.m. on ESPNU, with the program continuing at 9 a.m. on ESPN.

• An one-hour segment at 6 p.m. on ESPN precedes the Buffaloes-Wildcats tipoff later that night.

• Rece Davis served as host for College GameDay. Other regular participants include analysts Digger Phelps and Jay Williams.

• Coach Boyle called CU getting the nod over Stanford "huge for the program (and) great for the University of Colorado. It's great for Boulder, it's great for our state. All the eyes in college basketball that day will be focused on Boulder, Colorado."

• Boyle also called the selection "a testament to our players, a testament to our fans, a testament to our coaches and how far this program has come. It's something we're really proud of. Now, it's one thing to have (GameDay) here, we've got to play well when they're here, and have a full house, energy...it's imperative we play well between now and then to make sure our fans have something to get excited about."

2013-2014 COLORADO BASKETBALL ROSTER

No.	Student-Athlete	Pos.	Ht.	Wt.	Cl.	Exp	Hometown (High School/Previous College)
0	Askia Booker	PG	6-2	170	Jr.	2L	Los Angeles, Calif. (Price HS)
1	Wesley Gordon	F	6-9	225	RS-Fr.	1L	Colorado Springs, Colo. (Sierra HS)
2	Xavier Johnson	F	6-7	220	So.	1L	Los Angeles, Calif. (Mater Dei HS)
3	Xavier Talton	G	6-2	180	So.	1L	Sterling, Colo. (Sterling HS)
5	Eli Stalzer	G	6-3	190	So.	1L	Brea, Calif. (Mater Dei HS)
10	Tre'Shaun Fletcher	G/F	6-7	200	Fr.	HS	Tacoma, Wash. (Lincoln HS)
12	Kevin Nelson	G	6-2	185	Jr.	RS	Albuquerque, N.M. (Albuquerque Academy/ Missouri State University-West Plains)
13	Dustin Thomas	F	6-7	220	Fr.	HS	Texarkana, Texas (Pleasant Grove HS)
14	Beau Gamble	G	6-0	180	Sr.	1L	Boulder, Colo. (Fairview HS/Santa Clara)
15	Brett Brady	G	6-1	160	So.	1L	Highlands Ranch, Colo. (Highlands Ranch HS)
23	Jaron Hopkins	G	6-5	190	Fr.	HS	Mesa, Ariz. (Dobson HS)
24	George King	G/F	6-5 ^{1/2}	208	Fr.	HS	San Antonio, Texas (Brennan HS)
25	Spencer Dinwiddie	PG	6-6	200	Jr.	2L	Woodland Hills, Calif. (Taft HS)
32	Ben Mills	C	7-0	230	Sr.	3L	Hartland, Wis. (Arrowhead HS)
40	Josh Scott	F	6-10	245	So.	1L	Monument, Colo. (Lewis-Palmer HS)

Head Coach: Tad Boyle (Kansas '85) - Fourth Year at CU

Associate Head Coach: Jean Prioleau (Fordham '92) - Fourth Year

Assistant Coach/Head Recruiting Coordinator: Mike Rohn (McPherson College '90; Fort Hays State '93) - Fourth Year

Assistant Coach: Rodney Billups (Denver 2005) - Fourth Year

Director of BB/Video Operations: Bill Cartun (Bates College 2005; Connecticut 2007) - Fourth Year

Director of Player Development: Sean Kearney (Scranton '81) - First Year

Athletic Trainer: Rawley Klingsmith (Northern Colorado 2000; Oregon 2002) - First Year

Director of Basketball Strength & Conditioning: James Hardy (Christopher Newport 2003; Auburn 2006) - Seventh Year

**CU PERCENTAGES without Dinwiddie & Fletcher
in Lineup (2013-2014 season)**

Category	Total	Dinwiddie	Fletcher	'13-14 Team	%Remaining
Points	1296	250	56	990	76.4%
Rebounding	664	52	29	583	87.8%
Assists	207	64	4	139	67.1%
Steals	112	26	4	83	74.1%
Blocks	59	4	4	51	86.4%
Field Goals	413	61	20	332	80.4%
FG Attempts	921	131	46	744	80.8%
3-pt. Made	92	26	5	61	66.3%
3-pt. Attempts	299	63	25	211	78.9%
FT Made	378	102	11	265	70.1%
FT Attempts	519	119	17	383	73.8%
Off. Rebounds	214	8	12	194	90.7%
Def. Rebounds	450	44	17	389	86.4%

WHO ON THE TEAM DOES WHAT ...

Bench: Josh benches 267lb; He benches 185lb 17 times
(Last year, he benched 185 only 7 times)

Squats: Josh: 433 (team all-time high is Austin Dufault 444)

Approach Vertical: Askia is 42.5

Standing Vertical: Xavier is 34.5

Biggest Shoe Size: George – 16

Smallest shoe size: Beau – 10.5

Tallest: Ben Mills 7-0

Shortest: Beau 6-0

Heaviest: Josh 245

Lightest: Askia 170

Oldest: Kevin 23 years old

Youngest: Dustin 18 years old

Most credit hours (spring semester): Ben Mills,
Beau Gamble (13 credits).

Madden Football Champion: Spencer

3-STRAIGHT ROAD GAMES: It's been 53 years (1960-61) since CU ended the regular season with three-straight road conference games (lost at Oklahoma State, won at Oklahoma, lost at Kansas State in Big Eight play).

IMPRESSIVE STATS: Under the Boyle staff at the Events Center, CU is 50-1 when out-rebounding the opponent (last year out-rebounding Ariz. St., 41-26, OT loss) • CU is 31-2 when the opponent shoots under 40 FG% (UCLA this season at Cal) • CU is an incredible 27-0 at home when out-rebounding the opponent AND holding opponent under 40 FG% • In four years, Tad Boyle and the Buffs are 15-3 in games when a home win follows a road OR neutral court loss

DOUBLE-DOUBLE: Not by the tradition way of points/rebounds, Askia Booker recorded his first-career double scoring 16 points with 12 assists at UCLA. He's the first player since Marcus Hall (10 vs. Baylor, March 13, 2008) • "Ski" is the seventh CU player in school history with at least 12+ assists in a game. Last CU player with that many Jose Winston (15 vs. Coppin St., Jan. 2 2001).

20-POINT SCORERS: CU has had multiple 20-point scorers in three games this season-all wins (Oregon, WSU, UW). In 33 games last season & 36 games in 2011-12, CU did not have a pair score 20 in the same game.

OVER THE YEARS WITH CU: Here's a look at CU basketball over the last 17 years with each head coach at the helm in Pac-12 & Big 12 play (all games stats listed). Bold indicates the best stat. Of the six categories, coach Boyle owns four of them.

TAD BOYLE

Years	PPG	FG %	3-Pt.%	FT%	To	W's
2013-14	72.5	.440	.320	.722	13.4	21
2012-13	67.6	.433	.344	.686	13.3	21
2011-12	67.5	.446	.348	.691	13.0	24
2010-11	80.1	.475	.374	.778	11.6	24

JEFF BZDELIK

Years	PPG	FG %	3-Pt.%	FT%	To	W's
2009-10	74.6	.473	.388	.766	13.2	15
2008-09	62.9	.454	.346	.731	14.1	9
2007-08	62.4	.451	.343	.684	13.4	12

RICARDO PATTON

Years	PPG	FG %	3-Pt.%	FT%	To	W's
2006-07	69.1	.417	.313	.655	17.5	7
2005-06	76.8	.434	.342	.646	14.0	20
2004-05	71.6	.435	.353	.629	14.4	14
2003-04	74.2	.464	.372	.621	14.6	18
2002-03	75.2	.443	.326	.669	14.0	20
2001-02	79.7	.453	.357	.677	17.0	15
2000-01	80.6	.460	.359	.715	16.5	15
1999-00	75.2	.426	.339	.686	14.3	18
1998-99	73.1	.414	.344	.702	14.7	18
1997-98	71.4	.404	.346	.688	14.3	13
1996-97	73.1	.420	.362	.681	13.9	22

In 2010-11, it happened eight times (5-3 record) • Against Washington, CU had three 20-point scorers in the same game (Johnson-27, Scott-21, Booker-20), a first since Feb. 3, 2007, Oklahoma State (Kal Bay-21, Dominique Coleman-20, Richard Roby-20).

BLOCKS IN A SEASON: Last time CU had two players with 30+ blocks in a season was 2007-08 (Marcus King-Stockton: 49, Richard Roby: 30). This season: Wesley Gordon and Josh Scott each have 38.

UNDER 70 POINTS A GAME (when 3-Pt. FG Established): Entering this season, no CU team has kept the opposition from averaging in the 60's three-straight seasons since the inception of the 3-point play. So far, the CU defense is holding the opposition to 68.9 ppg. Last year, it was 63.6 ppg., and in 2011-12, the opponent averaged 63.0 ppg. The Buffs can match the 1978-79 (66.9), 1979-80 (67.3), 1980-81 (64.5).

PAC-12 HALL OF HONOR: The Pac-12 Conference will honor 12 former student-athletes with their induction into the Hall of Honor, Friday, March 14, during a ceremony prior to the semifinals. The individuals are: Luke Walton (AZ, Verl Heap (Arizona St.), David Butler (Cal), **Ken Charlton (Colorado)**, Frederick Jones (UO), Lee Harman (OSU), Mark Madsen (Stanford), Tyus Edney (UCLA), Wayne Carlander (USC), Billy McGill (Utah), Brandon Roy (Wash.) and Ed Gayda (Wash. St.).

Ken Charlton: Charlton battled through a history of injuries to lead CU to back-to-back Big Eight Conference titles, two top-10 national rankings and NCAA Championship berths from 1961-63. He ranks as CU's 12th leading scorer (1,352 career points), which was the all-time school record at the time of his graduation. Charlton currently ranks 12th in rebounds (671). He was a consensus All-America selection in the 1962-63 season, where he capped his career by being named the Most Outstanding Player in the 1963 NCAA Midwest Regional. CU amassed a 53-24 record during his three-year career, where he led the team in rebounding each season. In the classroom, he was a first-team Academic All-America (1963), the first year of the awards. He also was a member of the West team in the Shrine All-Star Game that same year, playing under coach John Wooden to help the team beat the East, 82-79. Charlton was elected to the CU Hall of Fame in 2010.

TEAM SCORING: CU boasts four players averaging over 11 ppg, including three over 14 a game. It's the first time three players have averaged that many since

CU All-Time in AP Polls

- CU is not ranked this week.
- Ranked this year six-straight weeks.
- Highest ranking this season #15.
- CU was ranked in the Coaches' Poll 5-straight weeks (No. 17 the highest).
- CU has been ranked in 34 polls all-time.
- A top 10 ranking nine times.
- Highest ranking was No. 6, Dec. 18, 1963, the third poll of that season.
- Consecutive weeks ranked: 10 – last 7 polls of 1969, first three of 1970; in one season - 8; last 8 polls of the 1997 season.
- Most times ranked in one season – 8 in 1997; 7 in 1969; 6 in 1963.
- The AP poll was 20 teams from 1949-60, 10 teams from 1961-68 and back to 20 from 1969-1989, then 25 since 1990.

Season	Poll#	Date	Rank
1953	2	Dec. 23	18
1955	Final	Mar. 8	15
1961	2	Dec. 20	15
1962	10	Feb. 20	9
1962	11	Feb. 27	9
1962	Final	Mar. 13	9
1963	2	Dec. 11	8
1963	3	Dec. 18	6
1963	9	Jan. 29	8
1963	10	Feb. 5	7
1963	11	Feb. 12	7
1963	Final	Mar. 12	10
1969	7	Jan. 14	20
1969	8	Jan. 21	17
1969	9	Jan. 28	17
1969	10	Feb. 4	20
1969	11	Feb. 11	14
1969	12	Feb. 18	18
1969	Final	Mar. 4	18
1970	Pre	N/A	10
1970	1	Dec. 9	17
1970	2	Dec. 16	16
1970	4	Dec. 30	20
1997	10	Jan. 21	18
1997	11	Jan. 28	18
1997	12	Feb. 4	15
1997	13	Feb. 11	15
1997	14	Feb. 18	21
1997	15	Feb. 25	19
1997	16	Mar. 4	18
1997	Final	Mar. 11	24
2012	3	Nov. 19	23
2012	4	Nov. 26	19
2013	6	Dec. 9	21
2013	7	Dec. 16	20
2013	8	Dec. 23	21
2013	9	Dec. 30	20
2014	10	Jan. 6	15

**#0 Askia Booker • Los Angeles, Calif. (Price HS)
Guard • 6-2 • 170 • Jr. • 2L**

- Communication major; interested in creative writing.
- Averaging 5.1 apg. in 14 games (71 total) w/ out Dinwiddie.
- First career double-double (16 pts., 12 assts.) at UCLA.
- Streak of consecutive career 10+ pts snapped (11 games) at Utah.
- First career back-to-back game 20-point games (WSU & UW).
- Led CU in assists 12 of 13 games (one shared).
- 3rd in ppg. (13.7); 1st in assists (107), steals (44), treys (36).
- Pac-12: 14.5 ppg., 4.5 apg., 4.3 rpg., 1.6 spg.
- Career-high five 3-pointers against UCLA (Jan. 16).
- Career-best 5 steals at Arizona State (Jan. 25).
- 31st player with over 1,000 career points (1,152: 22nd place).
- Career: No. 16 in minutes (2,750); t-No. 20 assists (227).
- 30-footer at buzzer to beat No. 6/6 Kansas (Dec. 7) at CU.
- Pac-12 Player of the Week (Jan. 6 & Dec. 9).
- Career-high 27 points in home win vs. Oregon (Jan. 5).
- Iced the win at CSU with two FTs with three seconds to play.

**#1 Wesley Gordon • Colorado Springs, Colo. (Sierra HS)
Forward • 6-9 • 225 • RS-Fr.**

- Anthropology major – cultural anthropology is his focus.
- Second among Pac-12 freshman rebounds (6.3).
- Had second longest rebounding streak in Pac-12 w/ 6+ 9 times.
- Has at least one block in 10 of 16 Pac-12 games played.
- Second on CU in rebounding (6.3); fifth in scoring (6.0 ppg.).
- Leads all Pac-12 freshmen in blocks (36); 2nd in rebounding (6.1).
- t-1st in CU blocks (38, 1.4 bpg) • 10 games w/ at least 2+ blocks.
- Has 23 starts, missed 4 games w/ injury.
- First career double-double at UW: 13 rbs., 11 pts., 4 blocks.
- Ranks 7th on the CU freshmen rebounding list (169).
- 18 games w/ 6+ rebounds • 4 games w/ 3+ blocks.

**#2 Xavier Johnson • Los Angeles, Calif. (Mater Dei HS)
Forward • 6-7 • 220 • So. • 1L**

- Double major: ethnic studies and communication.
- Career-high 27 points, team-best 10 FGs made vs. Washington.
- Netted 24 points at Cal last Sunday. When XJ scores 11+, CU is 15-4
- Averaged 19 points & 5.5 rebs. in two games last week in the Bay.
- Three double-doubles (Washington, Utah, Elon).
- Last 5 games: 1st in scoring (15.6 ppg.), second w/ 6.9 rpg.
- Pac-12 games: 18 starts; 12.8 ppg., 5.4 rpg.
- 5 in the last 9 games with at least 6 or more FGs made.
- Five times this season (8 career) has led Buffs in scoring.
- 2nd in 3-pointers (30) • 3rd in rebounding (6.0).

**#3 Xavier Talton • Sterling, Colo. (Sterling HS)
Guard • 6-2 • 180 • So. • 1L**

- Double major: marketing and sociology.
- Tied career-high 14 points at USC w/ career-best 7 boards at USC.
- 22 treys this season • Career-best 5 assists vs. ASU (Feb. 19).
- Career-best 14 pts. vs. Utah; career-best 4 treys, 2 blocks vs. Utes.
- Season-high 19.3 minutes (7.3 mpg. last year).
- Started last nine games: 6.3 ppg., 3.2 rpg. 1.9 apg., 11 treys.

**#5 Eli Stalzer • Brea, Calif. (Mater Dei HS)
Guard • 6-3 • 190 • So. • 1L**

- Accepted into CU's College of Music (Oct. 2012) • Major is music (is a pianist)
- 23 games played • Scored a career-best 8 points at Utah.

**#10 Tre'Shaun Fletcher • Tacoma, Wash. (Lincoln HS)
Guard/Forward • 6-7 • 200 • Fr. • HS**

- Open Option major in CU's College of Arts and Sciences.
- Knee injury at Washington (Jan. 12); rehabbing daily.
- First CU MBB SA from Washington state since the 1999-2000.
- Four games with seven or more points in a game.

**#12 Kevin Nelson • Albuquerque, N.M. (Albuquerque Acad.)
Guard • 6-2 • 185 • Jr.-RS**

- Finance major • Missed 2012-13 season with broken right ankle.
- Played in eight games this season • Sr. in classroom; Jr. on court.

**#13 Dustin Thomas • Texarkana, Texas (Pleasant Grove HS)
Forward • 6-7 • 220 • Fr. • HS**

- Open Option major in CU's College of Arts and Sciences.
- Started 6 games: 5.5 ppg., 3.5 rpg.
- Season-high 27 minutes at UCLA.
- Second youngest player in the Pac-12 Conference (MBB).
- 31 games (3.8 ppg., 2.6 rpg., 15.0 mpg.) • 3+ boards in 17 games.

**#14 Beau Gamble • Boulder, Colo. (Fairview HS)
Guard • 6-0 • 180 • Sr. • 1L**

- Communication major • Eight games played this season.
- Toured Lithuania with Athletes in Action during the summer.

**#23 Jaron Hopkins • Mesa, Ariz. (Dobson HS)
Guard • 6-5 • 190 • Fr. • HS**

- Open Option major in College of Arts & Sciences.
- Tied for team honors w/ 10 rebounds in home win vs. UW (Feb. 9).
- 9 starts this season: 4.8 ppg., 2.7 rpg., 1.1 apg., 0.8 spg.
- Tied a season-best three made treys at Utah (March 1).
- Season-best 13 points (10 at first half) in home win vs. Oregon State.
- Scored 10 first half points w/ season-best 4 assists, 3 steals at USC.
- 10 points, season-high 2 steals in home win against USC (Jan. 18).
- Against Oregon State: 13 pts. on 5-of-8 FG, 2 treys.

**#24 George King • San Antonio, Texas (Brennan HS)
Guard/Forward • 6-5 1/2 • 208 • Fr. • HS**

- College major is psychology • Played in 26 of 31 games.
- 5 points, 3 assists, 16 minutes against USC (Jan. 18).
- Season-best 11 points vs. Arkansas State; 7 boards vs. Jackson State

**#25 Spencer Dinwiddie • Woodland Hills, Calif. (Taft HS)
Guard • 6-6 • 200 • Jr. • 2L**

- Out for the season 2013-14 season with ACL injury.
- Communication major; interested in broadcasting.
- 30th player in school history with 1,000 points (1,115: 23rd place).
- Team leader: scoring (14.7 ppg.), assists (3.1 apg.), steals (1.5).
- Tied career-high seven assists in wins over Oregon, Elon & Kansas.
- Scoring double-digits 13 of 17 games this season.
- Led CU in assists 11 times, steals 8 times, scoring 6 times.
- Top-50 Watch Lists: Cousy, Naismith, Wooden.
- Only Pac-12 player on World University Games summer roster.

**#32 Ben Mills • Hartland, Wis. (Arrowhead HS)
Center • 7-0 • 230 • Sr. • 3L**

- College major is English with an emphasis in creative writing.
- Enjoys writing fiction short stories • Events Center fan favorite.
- Scored a key four points, three rebounds in home win vs. Kansas.
- Started on Senior Night vs. 4/4 Arizona; made lone attempted trey.
- 90 wins over four-year career, ranks No. 1 among 4-year CU players.

**#40 Josh Scott • Monument, Colo. (Lewis-Palmer HS)
Forward • 6-10 • 245 • So. • 1L**

- College major is psychology (an education major).
- Shooting a team-best 53.5 FG% • 2nd in team scoring (14.5 ppg.).
- 2nd Pac-12 double-doubles (13); 7 doubles in Pac-12 play (3rd).
- Pac-12 games only (leads team: 52.8 FG%; 15.6 ppg., 8.4 rpg., 28 blks)
- Shot 50+ FG% in 19 games; 13 games over 60 FG%.
- Led team in rebounding 21 of 31 games (5 shared).
- Led team scoring 14 times (1 shared); 7 games w/ at least 3 blocks.
- Tied for first on team with 38 blocks.
- 25th nationally with 13 double-doubles (t-12th at CU for a season).
- Made 20-straight made free throws spanning three games.

FREE THROW SHOOTING: Career percentages at the charity stripe with under 5 and 2 minutes (and overtime) to play for the current players on the roster.

5:00-2:01

Stalzer	3-of-4	100%
Booker	26-of-31	84.0%
Scott	13-of-16	81.3%
Dinwiddie	53-of-69	76.8%
Johnson	8-of-11	72.7%
Mills	4-of-5	80.0%
Talton	5-of-9	62.5%
Gordon	1-of-2	50.0%
Thomas	1-of-3	33.3%
Hopkins	0-of-6	0.0%
Fletcher	0-of-1	0.0%

2:00-0:00

Fletcher	2-of-2	100%
Dinwiddie	89-of-105	84.8%
Scott	18-of-24	75.0%
Booker	41-of-58	70.7%
Gordon	4-of-6	66.7%
Talton	9-of-15	60.0%
Mills	3-of-5	60.0%
Johnson	13-of-25	52.0%
King	3-of-6	50.0%
Stalzer	2-of-4	50.0%
Hopkins	1-of-2	50.0%
Thomas	1-of-2	50.0%
Gamble	0-of-2	0.0%

OT 5:00-2:01

Dinwiddie	4-of-4	100%
Scott	3-of-3	100%
Johnson	3-of-6	50%

OT 2:00-0:00

Booker	12-of-14	86.0%
Dinwiddie	3-of-6	50.0%
Johnson	1-of-2	50.0%

Combined Total

Dinwiddie	149-183	81.4%
Scott	34-of-43	79.1%
Booker	79-of-103	76.7%
Stalzer	5-of-8	75.0%
Mills	7-of-10	70.0%
Fletcher	2-of-3	66.7%
Gordon	5-of-8	62.5%
Talton	14-of-23	60.9%
Johnson	25-of-44	56.8%
King	3-for-6	50.0%
Thomas	2-of-5	40.0%
Hopkins	1-of-8	12.5%
Gamble	0-of-2	0.0%

1995-96 when four players averaged 14 or more a game.

COLORADO TRIO: Three times this season (at Cal, at Stanford, home against Washington State), CU had three starters who hailed from the state of Colorado. Against WSU, it was the first time since the 1995-96 season [Josh Scott (Monument), Wesley Gordon (Colo. Springs) and Xavier Talton (Sterling). Eighteen years ago, Chauncey Billups (Denver), Fred Edmonds (Denver) and Ted Kritza (Colo. Springs) started at Washington (Huskies won 76-68). Kritza is the older brother of CU volleyball head coach Liz Kritza.

FEBRUARY: CU went 5-2 in February, its strongest February since 1961-62 (53 years ago). The 1961-62 team won all seven February games. That team (19-7) won the Big 8 Conference title and finished with its highest national AP ranking (#9).

HAWAII NEXT SEASON: The CU men's team will be one of eight teams playing at the 2014 Hawaiian Airlines Diamond Head Classic at the Stan Sheriff Center in Honolulu, Hawai'i next Christmas. Dates are to be determined. The field for the sixth annual event also includes DePaul, George Washington, Loyola Marymount, Nebraska, Ohio, Wichita State, and tournament host Hawai'i. The Hawaiian Airlines Diamond Head Classic, an eight-team men's college basketball tournament.

NATIONALLY RANKED OPPONENTS: CU is 11-14 against nationally ranked opponents and 5-8 against the nation's Top-10 under Boyle • CU has defeated a nationally ranked opponent at least once since 2010-11 • CU is 2-5 against ranked opponents this season.

SPENCER DINWIDDIE: The 6-6 junior's 2013-14 season ended by an ACL injury that will require surgery when swelling subsides in his left knee (surgery was Monday, Jan. 20). The injury was suffered in the first half at Washington. Dinwiddie led the Buffs in scoring (14.7 ppg.), assists (6.4, 3.8 apg.) and steals (2.6, 1.5 spg.). He also leads in free throw shooting (.857). In the history book, Dinwiddie ranks in a number of categories: No. 3 in FT% (420-of-506, .830) • No. 4 in 3-FG% (115-of-298, .386) • t-No. 11 in game starts (86: started all 86 career games) • No. 17 in minutes (2,590) • No. 20 in assists (227) • No. 23 in scoring (1,115 pts).

Tad Boyle Career Record in Close Games (four years at Colorado)

Single-Digit Games (1-9 pts.): 45-23

2013-14: 13-2

Home: 9-0
Away: 4-1
Neutral: 0-1

2012-13: 11-8

Home: 3-3
Away: 5-4
Neutral: 3-1

2011-12: 11-4

Home: 6-0
Away: 2-3
Neutral: 3-1

2010-11: 10-9

Home: 6-2
Away: 2-5
Neutral: 2-2

1-5 Point Games Overall: 26-12

Home: 12-3
Away: 8-7
Neutral: 6-2

1-Point Margin: 5-4

Home: 2-0
Away: 2-3
Neutral: 1-1

2-Point Margin: 7-1

Home: 3-0
Away: 1-1
Neutral: 3-0

3-Point Margin: 4-3

Home: 1-2
Away: 3-1

4-Point Margin: 4-2

Home: 2-1
Away: 1-1
Neutral: 1-0

5-Point Margin: 6-2

Home: 4-0
Away: 1-1
Neutral: 1-1

OT Games: 5-5

Home: 2-2
Away: 2-3

Double-OT Games: 1-0

Home: 1-0

2013-14 Pac-12 (Mar. 9)**NL Stats (Mar. 9)**

Category/Name	All Games		FINAL Pac-12		National	
	Rank	Stat	RK	Stat	RK	Stat
Scoring Offense	10th	72.5	10th	68.9	110	72.5
Scoring Defense	6th	68.9	5th	70.4	152	68.9
Scoring Margin	7th	+3.6	9th	-1.5	116	+3.6
Field Goal %	11th	.440	9th	.429	170	.440
Field Goal % Defense	8th	.429	4th	.432	163	.429
Free Throw %	5th	.722	5th	.717	80	.722
3-Point Field Goal %	11th	.320	11th	.318	251	.320
3-Point FG Pct. Defense	11th	.366	11th	.374	297	.366
Rebounding Offense	2nd	38.0	2nd	36.4	-	-
Rebounding Defense	2nd	31.2	1st	32.5	-	-
Rebounding Margin	2nd	+6.7	2nd	+3.9	16	6.7
Blocked Shots	8th	3.5	5th	4.0	166	3.5
Assists	11th	11.9	10th	11.1	218	11.9
Steals	4th	6.3	t-4th	5.7	131	6.3
Turnover Margin	10th	-0.8	10th	-1.9	224	-0.8
Assist/Turnover Ratio	12th	0.91	11th	0.8	253	0.91
Offensive Rebounds	2nd	11.7	t-2nd	11.1	-	-
Defensive Rebounds	t-3rd	26.2	3rd	25.3	-	-
Defensive Rebound %	1st	.741	2nd	.718	-	-
Offensive Rebound %	2nd	.347	2nd	.330	-	-
3-Point FG Made	10th	5.3	t-10th	4.8	259	5.3
Individuals						
Scoring						
Josh Scott	14th	14.5	11th	15.6	-	-
Askia Booker	16th	13.7	14th	14.5	-	-
Xavier Johnson	25th	12.2	t-17th	13.7	-	-
Rebounding						
Josh Scott	3rd	8.8	7th	8.4	51	8.8
Wesley Gordon	16th	6.3	5th	6.3	-	-
Xavier Johnson	t-17th	6.0	16th	6.1	-	-
FG%						
Josh Scott	8th	.535	4th	.528	-	-
FT%						
Josh Scott	7th	.820	6th	.814	120	.820
Askia Booker	9th	.808	7th	.813	154	.808
Assists						
Askia Booker	12th	3.5	5th	4.5	-	-
Blocks						
Wesley Gordon	5th	1.4	t-6th	1.6	130	1.4
Josh Scott	8th	1.2	t-6th	1.6	203	1.2
Steals						
Askia Booker	7th	1.4	5th	1.7	169	1.4
Assist-Turnover Ratio						
Askia Booker	9th	1.3	10th	1.5	-	-
Offensive Rebounds						
Josh Scott	t- 1st	3.1	t-2nd	2.9	-	-
Wesley Gordon	6th	2.6	4th	2.9	-	-
Xavier Johnson	-	-	t-14th	2.0	-	-
Defensive Rebounds						
Josh Scott	8th	5.7	8th	5.6	-	-
Double-Doubles						
Josh Scott	2nd	13	t-3rd	7	25th	13

CU SENIORS: Beau Gamble and Ben Mills will be graduating this May. Here's their write up that was read at Senior Day festivities on Feb. 22 before the CU-Arizona game.

A product of Fairview high school, **Beau Gamble** always knew he wanted to play for the Colorado Buffaloes, and in 2011 he made that dream a reality after transferring from Santa Clara. Per NCAA rules Gamble was forced to sit out the 2011-12 season, but served as an invaluable member of the practice squad as CU would go on to win the Pac-12 tournament and advance to the third round of the NAAs. Gamble has proven to be a mentor inside the CU locker room and one his teammates count on for advice and guidance. Majoring in communication, Gamble looks to continue a career in sports as a broadcaster after graduation.

Ben Mills has been a fan favorite since he first stepped on CU's campus in 2010. The 7-footer from Hartland, Wis. was a part of Tad Boyle's first recruiting class, and has been a member of some of the most successful teams in Colorado basketball history, including the 2012 Pac-12 championship team. To highlight his senior campaign, Mills contributed a vital spark from the bench to set the tone in CU's 75-72 win over No. 6 Kansas when he made back-to-back baskets in the first half. He also set a new career high for rebounds when he pulled down five against USC earlier this year. Mills will graduate this May with a degree in English and Creative Writing.

BOYLE TO TEAM WITH COLLEAGUES TO SUPPORT COACHES VS. CANCER

Head coach Tad Boyle is scheduled to team with coaches from around the nation during the seventh annual Coaches vs. Cancer Las Vegas Golf Classic at MGM Grand Hotel and Casino on the Las Vegas Strip, May 18-20. Since its inception, the event has netted nearly \$1.5 million to directly benefit the American Cancer Society's effort to finish the fight against cancer. Coaches vs. Cancer is a partnership between the American Cancer Society and the National Association of Basketball Coaches.

WHY CU AND NOT UC? A question often asked of many former Big Eight schools: Why is it the University of Colorado, but the moniker is CU and not UC? (The same applies at Kansas—KU, Missouri—MU, Nebraska—NU and Oklahoma—OU). "Midwestern casualness," said CU historian, the late Fred Casotti. It has always been this way at Colorado, for whatever reason, and at the other four—but seemingly nowhere else in the USA (except for Tulsa, but its midwest, too). In the 1950s, there was a concerted effort to eliminate the use of "CU" on the Boulder campus, both as a symbol and in speech, but Casotti said that no one would buy into it. "Nobody would change," he said. "It's easier to say than U of C, UC sounds like slang or something (as in 'you see'), and it was traditional. By trying to eliminate it, they reinforced it.

2013-2014 Game Leaders & Career Scoring Double-Digits

	'13-14	Career
Spencer Dinwiddie	13	60
Askia Booker	25	61
Josh Scott	28	44
Xavier Johnson	21	33
Jaron Hopkins	6	6
Wesley Gordon	5	5
Xavier Talton	4	4
George King	2	2
Dustin Thomas	1	1

Double-Digit Rebounding Games

	'13-14	Career
Josh Scott	13	18
Xavier Johnson	3	6
Wesley Gordon	4	4
Jaron Hopkins	1	1

Double-Doubles

	'13-14	Career
Josh Scott	13	15
Xavier Johnson	2	4
A. Booker/W. Gordon	1	1

20-Point Games

	'13-14	Career
Spencer Dinwiddie	3	11
Josh Scott	6	8
Askia Booker	4	6
Xavier Johnson	4	5

Led in Scoring

	'13-14	Career
Spencer Dinwiddie	6	30
Askia Booker	8	23
Josh Scott	14	19
Xavier Johnson	5	8
Jaron Hopkins	1	1

Reb. Leaders

	'13-14	Career
Josh Scott	21	26
Xavier Johnson	5	8
Wesley Gordon	6	6
Jaron Hopkins/George King	1	1
Askia Booker	1	2
Spencer Dinwiddie	-	1

Assist Leaders

	'13-14	Career
Spencer Dinwiddie	11	38
Askia Booker	16	32
Xavier Talton	5	7
Jaron Hopkins	3	3
Xavier Johnson	2	2
Wesley Gordon	2	2
Josh Scott	-	1

Steal Leaders

	'13-14	Career
Spencer Dinwiddie	8	25
Askia Booker	13	27
Jaron Hopkins	9	9
Josh Scott	8	11
Xavier Johnson	6	7
Xavier Talton	4	4
Wesley Gordon	3	3
Stalzer/Fletcher/King	1	2
Dustin Thomas	1	1
Ben Mills	1	2

Block Leaders

	'13-14	Career
Josh Scott	15	23
Spencer Dinwiddie	3	13
Wesley Gordon	13	13
Xavier Johnson	4	10
Tre'Shaun Fletcher	3	3
Xavier Talton	3	3
Dustin Thomas	1	1

Career Games

	Starts	Career Gm
Spencer Dinwiddie	86	86
Askia Booker	65	99
Xavier Talton	9	63
Josh Scott	60	62
Xavier Johnson	47	62
Ben Mills	1	56
Eli Stalzer	-	48
Jaron Hopkins	9	31
Dustin Thomas	6	31
Wesley Gordon	24	28
George King	-	25
Tre'Shaun Fletcher	-	17

THE LAST TIME ...

20-Point Scorer: 20, Xavier Johnson at USC, Feb. 16, 2014

30-Point Scorer: 33, Alec Burks, vs. Texas, Feb. 26, 2011

40-Point Scorer: 42, Jaquay Walls, Iowa State (ot), Feb. 19, 2000

Two 20-point Scorers in Same Game: vs. WSU: Askia Booker (26), Xavier Johnson (20), Feb. 5, 2014

Three 20-point Scorers in Same Game: Xavier Johnson (27), Josh Scott (21), Askia Booker (20) vs. Washington, Feb. 9, 2014

Five Double-Figure Scorers in Same Game: at USC, Feb. 16, 2014: Xavier Johnson (20), Askia Booker (18), Josh Scott (17), Xavier Talton (14), Jaron Hopkins (10).

Six/Seven Double-Figure Scorers in Same Game: vs. Jackson State, Nov. 16, 2013: Askia Booker (15), Xavier Talton (13), Dustin Thomas (13), Jaron Hopkins (12), Spencer Dinwiddie (11), Josh Scott (11), Wesley Gordon (10).

Double-Double Performance: Josh Scott (10 pts., 10 rebs.) at California, March 8, 2014

Triple-Double Performance: David Harrison (20 points, 10 rebounds, 11 blocks), Nebraska, Mar. 8, 2003

Player with 20 or More Rebounds: 21, Stephane Pelle, Stetson, Nov. 24, 2002; 20, Andre Roberson, Stanford, Jan. 27, 2013; 20, Andre Roberson at Fresno State, Dec. 12, 2012

Player with 15 or More Rebounds: 15, Xavier Johnson vs. Elon, Dec. 13, 2013; 15, Andre Roberson, Arizona State, Feb. 16, 2013

Player with 10 or More Rebounds: 11, Wesley Gordon at California, March 8, 2014

Last Pair with 15+ rebounds in same game: Andre Roberson (15)/Alec Burks (15) vs. Iowa State (Mar. 9, 2011, at Kansas City); Cliff Meely (21) and Mike Colman (15) vs. Missouri, Mar. 8, 1969

Player with 10 or More Assists: 12, Askia Booker at UCLA, Feb. 13, 2014

Player with Five or More Steals: 6, Spencer Dinwiddie vs. Jackson State, Nov. 16, 2013
6, Alec Burks vs. Yale, Dec. 29, 2009; 5, Askia Booker at Arizona State, Jan. 25, 2014

Player with Six or More Three-Point FGs Made: 6, Levi Knutson, at Kansas State (Jan. 12, 2011) and vs. Oregon State (Dec. 4, 2010)

Player with Five or More Blocked Shots: 7, Andre Roberson, Oregon, Feb. 4, 2012

Scored 100+Points, Team: 100, Oregon (91), Jan. 5, 2014

Scored under 49 Points, Team: 49 vs. Illinois (57), Mar. 22, 2013

Scored under 39 Points, Team: 35, vs. Texas (78), Kansas City, Mo., Mar. 10, 2000

Shot 60.0 Percent or Better from the Field, Team: 66.7, Northern Arizona, Dec. 21, 2012

Shot Under 35.0 Percent from the Field, Team: 32.7 vs. Arizona, Feb. 22, 2014

Made 30 or More Free Throws, Team: 34, vs. Oklahoma State, Jan. 15, 2011; 33 vs. Oregon, Jan. 5, 2014

Made 10 or more Three-Point Field Goals, Team: 12 vs. Utah, Dec. 31, 2011

Had 50 or More Rebounds, Team: 52 vs. Hartford, Dec. 29, 2012; 51 at USC, Jan. 26, 2012

Had 25 or more Assists, Team: 27 vs. Cal State Northridge, Dec. 22, 2009

Had 15 or More Steals, Team: 19, vs. Savannah State, Jan. 3, 2006; 15 vs. USC, Jan. 10, 2013

Had 10 or More Blocked Shots, Team: 10, vs. Pepperdine, Dec. 4, 2006

Had Fewer than 7 Turnovers, Team Since 2005 (Coach Boyle teams are indented)

4, at Iowa St., Jan. 30, 2010 (L, 63-64);

5, vs. California, Feb. 26, 2012 (W, 70-57); 5, vs. California, Mar. 18, 2011 (W, 89-72);

5, vs. Nebraska, Mar. 5, 2011 (W, 67-57);

5, vs. Baylor, Jan. 12, 2010 (W, 78-71);

5, vs. Utah, Dec. 7, 2005 (W, 76-52);

6 at Washington State, Jan. 8, 2014 (W, 71-70, ot);

6, vs. Stanford, Feb. 23, 2012 (L, 50-74); 6, vs. Arizona, Jan. 21, 2012 (W, 64-63)

6, vs. Kansas, Jan. 25, 2011 (L, 78-82);

6, vs. Baylor, Nov. 8, 2013 (60-72); at California, Mar. 2, 2013 (L, 46-62);

6 vs. San Francisco, Dec. 1, 2009 (W, 78-54).

7, vs. Oregon State, Jan. 2, 2014 (W, 64-58) 7, vs. Colorado State, Dec. 5, 2012 (W, 70-61);

7, vs. Oregon, Mar. 8, 2012 (W, 63-62)

7, vs. Georgia, Nov. 28, 2011 (W, 70-68); 7, at Iowa State, Mar. 2, 2011 (L, 90-95);

CU RECORD WHEN...	2014 '13-14		2013 '12-13		2012 '11-12		2011 '10-11	
	Pac-12	All	Pac-12	All	Pac-12	All	Big 12	All
Leading at halftime:	8-3	16-3	8-3	16-4	13-2	19-3	4-2	17-3
Trailing at halftime:	2-4	5-6	3-6	5-8	2-5	5-8	5-7	6-9
Tied at halftime	0-1	0-1	-	-	-	-	1-0	1-1
Shoot 50-59 percent:	4-0	7-0	3-1	6-1	2-1	5-1	4-0	11-0
Shoot lower than 49.9%:	2-3	10-5	6-3	10-4	10-3	16-8	5-9	13-12
Shoot lower than 39.9%:	4-5	4-6	2-5	5-7	3-3	3-3		
Higher % than optt.:	9-2	17-2	9-2	19-3	14-1	23-2	8-1	19-1
Lower % than optt.:	1-6	4-8	2-7	2-9	1-6	1-10	2-8	5-12
Score 40-49 points:	-	-	1-1	1-2	-	-	-	-
Score 50-59 points:	1-4	1-4	1-4	2-5	4-3	4-5	1-0	1-0
Score 60-69 points:	3-3	5-4	3-2	5-3	4-4	5-5	1-4	1-5
Score 70-79 points:	2-1	5-2	5-1	7-1	6-0	10-1	4-3	5-5
Score 80-89 points:	2-0	5-0	1-1	5-1	2-1	4-1	2-1	10-2
Score 90-99 points:	1-0	4-0	-	1-0	-	1-0	2-1	6-1
Score 100+	1-0	1-0	-	-	-	-	-	1-0
More rebounds than optt:	8-2	17-3	10-7	18-6	10-1	17-2	8-2	19-2
Fewer rebounds than optt.:	2-5	4-6	1-2	3-6	5-5	7-9	2-6	4-10
Same amount of rebounds:	0-1	0-1	-	-	0-1	0-1	0-1	0-1
Under 39 rebounds:	6-7	12-8	9-7	13-10	12-6	17-10	5-8	12-12
40-49 rebounds:	4-1	8-2	2-2	7-2	2-1	5-2	5-1	9-1
50+ rebounds:	-	1-0	-	1-0	1-0	2-0	-	2-0
Shooting FT 90+%:	0-1	1-1	0-1	0-1	-	-	1-0	1-0
Shooting FT 85-89%:	1-0	1-0	0-2	0-1	2-0	3-0	2-1	4-1
Shooting FT 80-84.9%:	1-1	3-1	1-0	1-1	2-1	5-1	5-2	6-3
Shooting FT 75-79.9%:	2-2	5-3	3-2	8-3	5-1	6-1	1-2	7-4
Shooting FT 70-74.9%:	2-1	4-1	2-1	2-2	1-0	2-0	0-2	3-2
Shooting Below 69.9%:	4-3	7-4	5-3	10-4	5-5	8-10	2-1	3-2
Fewer turnovers than optt.	3-0	8-1	7-3	11-3	7-1	11-2	4-5	16-6
More/Same TO than optt.	7-8	13-9	4-6	10-9	8-6	13-10	6-4	8-4
Games decided by 1-5 pts.	4-1	7-2	3-3	5-3	4-0	9-1	5-4	5-5
Games decided by 6-9 pts:	4-0	6-0	3-3	6-5	1-2	3-4	1-2	5-3
Games decided by 10+	2-7	8-8	5-3	10-4	10-5	12-7	4-3	14-4
Televised games:	10-8	21-10	11-9	19-11	13-7	18-11	9-9	21-12
Games vs. ranked optts:	2-3	2-5	4-3	4-3	-	1-1	4-5	4-5
One Player Double Figures	-	-	1-2	1-3	0-1	0-2	-	-
Two Players 10+ pts.	2-4	3-4	1-2	3-4	2-2	2-2	1-3	1-3
Three Players 10+	4-3	6-5	6-3	8-3	8-1	10-4	4-3	6-6
Four Players 10+	1-1	7-1	2-1	7-1	2-3	7-4	4-3	13-4
Five Players 10+	2-0	4-0	1-1	2-1	3-0	5-0	1-0	3-0
Six Players 10+	-	-	-	-	-	-	-	1-0
Seven Players 10+	-	1-0	-	-	-	-	-	-
More bench pts than optt.:	1-3	7-3	3-2	7-2	9-11	3-4	5-2	16-2
Fewer bench pts than optt.:	9-5	14-7	8-7	13-10	6-6	11-7	4-5	7-8
Same bench pts than optt.:	-	-	-	1-0	-	0-1	1-2	1-3
Playing in November:	-	7-1	-	6-0	-	4-3	-	3-3
Playing in December:	-	4-1	-	4-2	1-0	4-1	-	6-1
Playing in January:	4-4	4-4	4-4	4-4	5-3	6-3	3-4	5-4
Playing in February:	5-2	5-2	5-2	5-2	-	5-2	4-3	4-3
Playing in March:	1-2	1-2	2-3	2-4	-	5-3	3-2	6-2

CU Career Rankings

Scoring

18. Scott Wedman	1971-74	1,251
19. Vince Kelley	1981-84	1,180
20. Marcus Hall	2003-06, 07-08	1,178
21. Jamahl Mosley	1997-01	1,171
22. Askia Booker	2011-pre.	1,152
24. Spencer Dinwiddie	2011-pre.	1,115

Rebounding

25. Mike Coleman	1967-70	520
26. Michel Morandais	2000-04	497
27. Don Walker	1956-59	492
28. Chuck Gardner	1963-66	486
29. Josh Scott	2012-pre.	450

Assists

17. Jay Sferra	1973-77	242
18. Howard Frier	1994-98	231
19. Lynn Baker	1963-67	229
20. Askia Booker	2011-pre.	227
Spencer Dinwiddie	2011-pre.	227

Minutes

15. Andre Roberson, 2010-13	2,970
16. Askia Booker, 2011-pre.	2,750
18. Spencer Dinwiddie 2011-pre.	2,590

Game Starts

11. Spencer Dinwiddie 2011-pre.	86
21. Fred Edmonds	1993-97 68
22. Alec Burks	2009-11 67
Blair Wilson	2000-04 67
24. Askia Booker 2011-pre.	65

3-Field Goal Percentage

3. Levi Knutson, 2007-11	129-328 .393
4. Spencer Dinwiddie, 2011-pre.	115-298 .386
Chauncey Billups, 1995-97	120-of-314 .382

Free Throw Percentage

2. Jo Jo Hunter	1979-91 186-219 .849
3. Spencer Dinwiddie 2011-pre.	420-506 .830
4. Cory Higgins, 2007-2011	570-of-691 .825

Offensive Rebounds in a Season

(since 1979-80 when off. rebs were kept):

1) Alex Stivrins	116	1984-85
2) Shaun Vandiver	114	1990-91
3) Andre Roberson	111	2011-12
Shaun Vandiver	111	1989-90
5) David Harrison	108	2003-04
6) Stephane Pelle	107	2001-02
7) Andre Roberson	106	2010-11
8) David Harrison	103	2002-03
Mark Dean	103	1993-94
10) Alex Stivrins	100	1983-84
Josh Scott	95	2013-14

Defensive Rebounds in a Season

(since 1979-80 when def. rebs. were kept):

1) Andre Roberson	290	2011-12
2) Andre Roberson	255	2012-13
3) Shaun Vandiver	225	1989-90
4) Shaun Vandiver	217	1990-91
5) Stephane Pelle	207	2001-02
6) Shaun Vandiver	204	1988-89
7) Stephane Pelle	201	2002-03
Alex Stivrins	201	1984-85
9) Andre Roberson	191	2010-11
10) Matt Bullard	183	1986-87
11) Josh Scott	177	2013-14

COLORADO STARTERS

Date	Opponent	Score	Starter	Total	Starter	Total	Starter	Total	Starter	Total	Starter	Total
Nov. 8	vs. Baylor	L, 60-72	Booker	10	Dinwiddie	10	Gordon	9	Johnson	8	Scott	15
Nov. 10	UT MARTIN	W, 91-65	Booker	6	Dinwiddie	13	Gordon	13	Johnson	12	Scptt	15
Nov. 13	WYOMING	W, 63-58	Booker	14	Dinwiddie	15	Gordon	6	Johnson	13	Scott	12
Nov. 16	JACKSON STATE	W, 94-70	Booker	15	Dinwiddie	11	Gordon	10	Hopkins	12	Scott	11
Nov. 18	ARKANSAS STATE	W, 93-70	Booker	7	Dinwiddie	13	Gordon	9	Hopkins	10	Scott	20
Nov. 21	UC SANTA BARBARA	W, 76-88	Booker	14	Dinwiddie	24	Gordon	9	Johnson	9	Scott	3
Nov. 24	HARVARD	W, 70-62	Booker	12	Dinwiddie	17	Gordon	5	Johnson	11	Scott	12
Nov. 30	at Air Force	W, 81-57	Booker	13	Dinwiddie	7	Gordon	6	Johnson	11	Scott	16
Dec. 3	at Colorado State	W, 67-62	Booker	12	Dinwiddie	28	Gordon	1	Johnson	0	Scott	6
Dec. 7	KANSAS	W, 75-72	Booker	15	Dinwiddie	15	Hopkins	3	Johnson	14	Scott	14
Dec. 13	ELON	W, 80-63	Booker	8	Dinwiddie	17	Hopkins	0	Johnson	12	Scott	12
Dec. 21	vs. Oklahoma State	L, 73-78	Booker	19	Dinwiddie	18	Gordon	2	Johnson	3	Scott	20
Dec. 28	GEORGIA	W, 84-70	Booker	19	Dinwiddie	17	Gordon	10	Johnson	13	Scott	14
Jan. 2	OREGON STATE	W, 64-58	Booker	13	Dinwiddie	9	Gordon	5	Johnson	9	Scott	13
Jan. 5	OREGON	W, 100-91	Booker	27	Dinwiddie	23	Gordon	4	Johnson	15	Scott	15
Jan. 8	at Washington State	W, 71-70 (ot)	Booker	18	Dinwiddie	6	Gordon	5	Johnson	14	Scott	19
Jan. 12	at Washington	L, 54-71	Booker	0	Dinwiddie	7	Gordon	11	Johnson	8	Scott	15
Jan. 16	UCLA	L, 56-69	Booker	21	Hopkins	2	Gordon	2	Johnson	2	Scott	19
Jan. 18	USC	W, 83-62	Booker	13	Hopkins	10	Gordon	5	Johnson	10	Scott	20
Jan. 23	at Arizona	L, 57-69	Booker	11	Hopkins	2	Gordon	0	Johnson	21	Scott	15
Jan. 25	at Arizona State	L, 51-72	Booker	10	Hopkins	4	Gordon	7	Johnson	12	Scott	11
Feb. 1	UTAH	W, 79-75 (ot)	Booker	18	Hopkins	0	Gordon	12	Johnson	11	Scott	20
Feb. 5	WASHINGTON STATE	W, 68-63	Booker	26	Talton	3	Gordon	8	Johnson	20	Scott	1
Feb. 9	WASHINGTON	W, 91-65	Booker	20	Talton	9	Thomas	3	Johnson	27	Scott	21
Feb. 13	at UCLA	L, 74-92	Booker	16	Talton	10	Thomas	4	Johnson	14	Scott	20
Feb. 16	at USC	W, 83-74	Booker	18	Talton	14	Thomas	3	Johnson	20	Scott	17
Feb. 19	ARIZONA STATE	W, 61-52	Booker	18	Talton	0	Thomas	8	Johnson	11	Scott	13
Feb. 22	ARIZONA	L, 61-88	Booker	10	Talton	4	Thomas	7	Johnson	5	Mills	5
Mar. 1	at Utah	L, 64-75	Booker	4	Talton	3	Thomas	8	Johnson	10	Scott	17
Mar. 5	at Stanford	W, 59-56	Booker	7	Talton	9	Gordon	2	Johnson	14	Scott	17
Mar. 8	at California	L, 65-66 (ot)	Booker	11	Talton	5	Gordon	8	Johnson	24	Scott	10



TAD BOYLE HEAD COACH

4th Year at CU (8th Year Overall)

Birthday Jan. 6, 1963
 Birthplace..... Pueblo, Colo.
 Family Wife, Ann
 Daughter, Claire
 Sons, Jack and Pete
 Hometown Greeley, Colo.
 High School Greeley Central, 1981
 College Kansas, 1985
 (Bachelor of Science: Business Administration)

UNIVERSITY OF COLORADO: Head Coach: 2010-present

Career (Four Years at CU):

- 90-48 record (.652) and 60-9 mark at home (.870).
- 90 wins at CU is fastest coach in school history to win that many in the shortest time.
- 90 victories is fourth on the CU all-time coaching list.
- Owns FOUR of CU's EIGHT 20+ winning seasons.
- Owns or shares four winningest seasons in school history. (24 wins in 2010-11 & 2011-12; 21 wins in 2013-14 & 2012-13).
- .652 winning percentage, ranks first in school history (min. 2 years).
- 11-5 in postseason games (7-2 conference, 3-1 NIT, 1-2 NCAA): most of any CU coach.
- .688 postseason winning % ranks first in school history.
- 13-10 (.565) record on neutral courts, third overall at CU.
- First CU head coach in 50 years since Sox Walseth (1961-62 & 1962-63) to lead the Buffs to back-to-back NCAA Tournament appearances (2011-12 & 2012-13).
- First CU coach to lead Buffs to three consecutive post-season appearances (2010-11 NIT semifinal; 2011-12 NCAA 3rd Round; 2012-13 NCAA 2nd Round).
- First CU coach to win 20 games in each of his first four years AND first CU coach to have four, 20-win seasons.
- During the opening two months of the season (Nov. & Dec.) CU is now 39-12 overall (.765) in home, road, neutral games • 30-1 at home (.968).
- Named one of three court coaches for the 2013 USA Basketball Men's World University Games training camp (assisting the 2013 USA Basketball Men's World University Games coaching staff during the June 24-July 1 training camp at the U.S. Olympic Training Center in Colorado Springs, Colo.).
- Seven-year head coaching record: 146-114 (.562).
- Three seasons a number of student-athletes have earned conference accolades. In CU's last year of the Big 12 Conference (2010-11), Alec Burks (first team, Big 12 All-Tournament team), Cory Higgins (second team), Levi Knutson (co-sixth man) • First year of the Pac-12 (2011-12), Andre Roberson (first team, All-Defensive, All-Tournament team), Carlon Brown (second team, tournament Most Outstanding Player, All-Tournament team), Spencer Dinwiddie (All-Freshman team)

• In 2012-13, Roberson (first team, Defensive Player of the Year, All-Defensive team); Dinwiddie (first team), Josh Scott (All-Freshman team) • Sabatino Chen (2011-12 & 2012-13 Pac-12 Academic first team); Shane Harris-Tunks (2012-13 Pac-12 Academic second team & 2011-12 Pac-12 Academic honorable mention); Levi Knutson (2010-11 Big 12 Academic first team); Trey Eckloff (2010-11 Big 12 Academic first team).

2012-13: 21-12

- No. 19 Associated Press/USA Today Coaches' Poll (Nov. 26)
- AP No. 23 ranked (Nov. 19).
- The AP No. 23 ranking is the first time CU was ranked in a major poll since earning back-to-back No. 25 rankings in the Coaches Poll during the 2005-06 season.
- 2012 Charleston Classic Champions (3-0).
- CU defeated Oregon, twice (the Pac-12 Tournament Champion), Arizona, Colorado State, California.
- The Buffs have now enjoyed the best three consecutive years in attendance numbers ever (421,028, an 8,255 average for 51 games; no previous coach averaged over 6,500 for a three-year run).
- No. 1 in Pac-12 Conference-only defense (62.2 ppg.)
- No. 1 in Pac-12 Conference Team (all games) 3-Point Defense (32.0)
- Defeated four ranked opponents, a first since 2002-03.
- 3-straight road conference wins for the first time since 2000-01.
- First CU MBB coach to win season opener each of first 3 seasons.
- Named the official starter of the 34th Annual Bolder Boulder (May 2012), the largest road race in the United States where all participants are timed and the fifth largest road race in the world.

2011-12: 24-12

- NCAA Tournament Appearance (3rd Round), a school-first since 2002-03 (9 years); only third NCAA Tournament appearance since 1968-69 (43 years).
- First CU head coach to win 20 or more games in his first two years.
- His 48 wins at CU are the best in school history in any two-span.
- Defeated No. 6 seed and No. 23/25 ranked UNLV (68-64) in the second round, CU's first tourney win since 1996-97.
- Helped guide CU to the Pac-12 Conference Championship winning four games in four days; first conference title since 1968-69.
- Just the 10th team from the "big six" conferences to win four games in four days en route to the conference title.
- National Association of Basketball Coaches (NABC) District 20 Coach of the Year (1st CU coach named).
- Sixth team in school history to win 20 games and first 20-win team in school history to average under 70 ppg. (67.5).
- Won his 100th career win at a head coach at the Pac-12 Tournament defeating Utah (Mar. 7, 2012).
- CU went 14-2 at home in 2011-12, the fourth time in school history to win that many games at home, the others: 2010-11, 2005-06, 2002-03.
- 11 Pac-12 Conference wins, most wins in season (1996-97; 11).
- Boyle won his 40th game as CU's coach (against Oregon), taking him 61 games to reach this milestone tying Frosty Cox for the fewest games.
- First CU head coach to achieve back-to-back 3-0 conference starts in his first two years at the helm.
- First CU head coach since Frosty Cox to win back-to-back conference openers since 1935-36 and 1936-37.

2010-11: 24-14

- School-best 24 wins in his first season at CU.
- School-best 18 home wins.
- Four attendance marks: sellouts a season (5); all games (140,284); conference total (78,472); conference average (9,809).
- Advanced to the NIT Final Four and appearance at Madison Square Garden, a CU first since 1990-91.
- Highest Big 12 conference finish (5th) since 2005-06.
- Advanced to the Big 12 Tournament semifinals for the first time in the 15-year history of the conference.
- Won three Big 12 road games for the first time since 1996-97.
- Defeated NCAA Tourney Teams: Kansas St. (three times), Texas and Missouri.
- Named National Coach of the Week by The Hoops Report in its weekly awards for the week of Jan. 10-16, 2011.
- First CU head coach since Henry Iba (1933-34) to win his first three conference games
- First CU coach since H.B. Lee (1950-51) to win first two conference games in his first year.
- Successfully won his CU debut with an 88-80 home win against Idaho State (Nov. 12).
- Became first CU head coach in 20 years since Joe Harrington (1990-91) to win coaching debut.
- Named 18th head coach in CU men's basketball history on April 19.

NORTHERN COLORADO: Head Coach2006-2010

2009-10: 25-8

- Advanced to the post season for the first time in school history, advancing to the quarterfinals of the CollegeInsiders.com Tournament while racking up a school record 25 victories.
- Coached one first-team All-Big Sky member and also the Big Sky Conference Defensive Player of the Year.
- Resurrected the basketball program at Northern Colorado, including a breakout season in 2009-10 (25-8, .758) and finished second in the Big Sky Conference. • Guided the Bears to a 56-66 record (.459) the past four seasons.
- Awarded the NABC Division I All-District Coach of the Year, the Big Sky Coach of the Year by both *The Sporting News* and *CollegeInsider.com*, where he was also named a finalist for the National Mid-Major Coach of the Year award.

2008-09: 14-18 UNC's first Big Sky Tourney berth

- Improved from one conference win his first season to an 8-8 mark
- Earned the school's first D-I post-season trip, to the Sun Belt Conference Tournament.

2007-08: 13-16..... Won at SDSU (RPI top 50)

- Defeated Colorado State, 72-59, in his second season and also knocked off San Diego State, 72-59. The Aztecs were ranked among the nation's top 50 teams in the RPI rankings at that time.

2006-07: 4-24 Bears' first year in Big Sky

- Named the 17th coach in UNC history on April 25, 2006.
- At that point, the Bears were in the midst of a transition to Division I in its first season as a member of the Big Sky Conference • Finished last nationally in the final RPI rankings. There were, however, flashes of times to come, including close losses to both Colorado (88-86) and Colorado State (75-66).

WICHITA STATE: Associate Head Coach..... 2000-06

- Spent six seasons with current Maryland head coach Mark Turgeon and was part of another turn around that saw the Shockers improve from 9-19 (.321) his first year there to one of the nation's top mid-major teams in 2006 when Wichita State went 26-9 and advanced to the Sweet 16 of the NCAA Tournament. The Shockers eventually lost to Final Four Cinderella George Mason in the regional semifinals • finished with a No. 21 final ranking.
- 2005-06: 26-9 MVC champs, NCAA Sweet 16
- 2004-05: 22-10 NIT second round
- 2003-04: 21-11 NIT
- 2002-03: 18-12NIT
- 2001-02: 15-15 9-9 in Missouri Valley Conference
- 2000-01: 9-19

JACKSONVILLE STATE (Ala.): Assistant Coach ..1998-2000

- Boyle reconnected with Mark Turgeon, as an assistant coach at Jacksonville State, where they helped turn a team that was 8-18 into a 17-11 squad in just one season.
- 1999-00: 17-11 (12-6 in TransAmerica Conference)
- 1998-99: 8-18

TENNESSEE: Director Basketball Operations ..1997-98

- Followed Jerry Green to Tennessee, where he was director of basketball operations when the Vols won 20 games and advanced to the NCAA Tournament.

OREGON: Assistant Coach 1994-97

- First collegiate coaching job (1994) an assistant under Jerry Green. Mark Turgeon was also an assistant from 1993-97 • Spent three seasons helping the Ducks to the 1995 NCAA Tournament and 1997 NIT.
- 1996-97: 17-11NIT
- 1995-96: 16-13..... -
- 1994-95: 19-9NCAA Tournament

WHAT THEY ARE SAYING ...

“Tad has bought back a resurgence to Colorado basketball with his energy and enthusiasm. I am impressed with his knowledge of the game and his ability to communicate to his Buffaloes team.”

-- *Dick Vitale, ESPN College Basketball Analyst*

“Tad has done something few thought possible -- turn Colorado into a basketball school. The Buffaloes have as much of an impact in their new conference as any other team transitioning to a new league and that is a credit to Tad and his staff.”

-- *Andy Katz, ESPN.com Senior College Basketball Writer*

“I’m a believer in Tad Boyle. He is not only a terrific teacher of the game with great basketball knowledge, he keeps it simple and gives his players an understanding of what you need to do to win, but a firm understanding of how teams lose, too. Boyle has tremendous toughness in him. He is demanding without being demeaning, and he puts his players in position to achieve together without fear of failing. That’s what truly outstanding coaches do, and Tad Boyle is a truly outstanding coach.”

-- *Jay Bilas, ESPN College Basketball Analyst*

“I’ve been blessed to work with many hall of fame caliber coaches during my career and I can say without reservation that Tad Boyle is as talented as any coach I’ve been around! Whether you’re talking about X’s-and-O’s, in-game adjustments, or recruiting...he’s the total package. And, best of all...he’s an even better human being.”

-- *Mark Johnson, Sports Director Newsradio 850 KOA*

COACHING CAREER

2010-Present: Head Coach, University of Colorado
 2006-2010: Head Coach, University of Northern Colorado
 2000-2006: Associate Head Coach, Wichita State University
 1998-2000: Assistant Coach, Jacksonville State (Ala.) University
 1997-1998: Director of Basketball Operations, University of Tennessee
 1994-1997: Assistant Coach, University of Oregon

PLAYING HISTORY

University of Kansas

Member of two NCAA Tournament Teams (1984, 1985)
 Named Team Captain Senior Season
 “Most Unselfish Player” 1985
 “Most Inspirational Player” 1982

Greeley High School

Led Wildcats to 1981 State Championship
 Colorado Player of the Year
 Converse All-American Team

BOYLE vs. THE NATION

Arkansas State	1-0	Montana	2-7
Alabama	0-1	Montana State	4-4
Alcorn State	1-0	Murray State	1-0
Air Force	4-2	Nebraska	1-1
Arizona	3-5	New Mexico	0-1
Arizona State	3-4	New Orleans	1-0
Bakersfield, Cal State	2-0	North Dakota	2-0
Ball State	0-1	Northern Arizona	6-3
Baylor	1-3	Oklahoma	0-2
Bowling Green	1-1	Oklahoma State	1-1
California	4-3	Oregon	5-2
Citadel, The	1-0	Oregon State	5-4
Colorado	0-1	Pacific	0-1
Colorado Christian	1-0	Portland	2-1
Colorado State	5-3	Portland State	1-7
Colo.-Colorado Springs	0-1	Purdue	0-1
Creighton	0-1	Sacramento State	6-2
Dayton	1-0	San Diego State	1-1
Denver	4-2	San Francisco	0-1
Eastern Michigan	0-1	San Jose State	1-1
Eastern Washington	4-4	Southern	1-0
Elon	1-0	Southern Utah	1-0
Fort Lewis College	1-0	Stanford	3-2
Fresno State	2-1	Texas	1-0
Georgia	2-1	Texas A&M	0-1
Gonzaga	0-1	Texas Christian	1-0
Hartford	1-0	Texas-Pan American	1-0
Harvard	1-1	Texas Southern	4-0
Hawai'i	1-0	Texas State	1-1
Idaho State	5-5	Texas Tech	1-0
Illinois	0-1	UCLA	0-4
Indiana	1-0	UC Santa Barbara	1-0
Iowa	0-1	UNLV	1-0
Iowa State	2-1	USC	4-0
Jackson State	1-0	Utah	5-2
Johnson & Wales	4-0	UT Martin	1-0
Kansas	1-4	VMI	1-0
Kansas State	3-0	Washington	2-2
Kent State	1-0	Washington State	4-0
Liberty	0-1	Weber State	2-6
Longwood	1-0	Western Michigan	1-0
Louisiana Monroe	1-0	Western New Mexico	1-0
Maryland	0-1	Wichita State	0-1
Maryland Eastern Shore	1-0	Wofford	1-0
McNeese State	1-0	Wyoming	1-3
Missouri	1-1	TOTAL	146-114

JEAN PRIOLEAU

Family: Wife, Janelle; **Son:** Elijah

Hometown: Teaneck, N.J.

High School: Teaneck

College: Fordham (1992)



University of Colorado (2010 - present)

- Fourth year with CU basketball.
- Named Associate Head Coach this past summer.
- Assistant coach with Tad Boyle at Wichita State (2000-2005).

"Jean is ready to be a head coach, deserves to be a head coach," CU head coach Tad Boyle said. "He is multiple-faceted in terms of his recruiting and coaching ability, relationship with the players, and his professionalism. Jean does a tremendous job and has for many years, not just CU's staff, but any staff he's been on."

Texas Christian University (2008-2010): spent two years as an assistant coach and recruiting coordinator.

Iowa State (2006-2008): helped the Cyclones record 29 victories. The Cyclones had three All-Big 12 Conference performers in Mike Taylor, Wesley Johnson and Jiri Hubalek and were ranked in the top-100 among in a pair of defensive categories.

Marquette (2005-06): as an assistant coach under former Marquette head coach and current Indiana University head coach Tom Crean. In his lone season with the Golden Eagles, Marquette recorded a 20-11 overall record and a 10-6 mark in Big East Conference en route to securing a spot in the NCAA Tournament.

- part of a Marquette program that ranked 11th in the country in three-point field goal percentage, 22nd in three-point field goals made per game and 43rd in the nation in scoring offense in his lone campaign. That season, Prioleau watched as the Golden Eagles posted victories over a trio of nationally-ranked opponents, including a 94-79 triumph over top-ranked UConn.

Wichita State (2000-2005): played a vital role in the resurgence and success of the Shockers in the Missouri Valley Conference.

- The Shockers earned a NIT berth on three occasions during Prioleau's tenure. During his five years, the Shockers never finished below a .500 overall or conference mark while winning 18 or more games in four of five seasons.
- The Shockers collected 94 total victories, including a pair of 20-win seasons in each of his final two campaigns with the program.
- Signed the top recruiting class in 2001 in the Missouri Valley Conference, helped ink Sean Ogirri (Colorado Player of the Year), Paul Miller (2006 Missouri Valley Conference Player of the Year and 2001 Freshman of the Year), Jamar Howard (Missouri Valley Conference Defensive Player of the Year) and Randy Burns (Missouri Valley Conference Rookie of the Year).

Fordham University (1999-2000).

MIKE ROHN

Family: Wife, Stephanie

Daughters: Raegen and Rylee

Hometown: Colby, Kan.

High School: Colby

College: McPherson (1990);

Fort Hays State (1993)



University of Colorado (2010 - present)

- Fourth year with CU basketball.
- Named Head Recruiting Coordinator this past summer.
- An assistant coach at Wichita State with Tad Boyle (2001-2006).

"One of the steadiest people I have ever worked with in my life," said CU head coach Tad Boyle. "Mike is the ultimate grinder, works extremely hard and he's a guy that thinks; a forward-thinker and ready to be a head coach. He has all the tools in what it takes to be a head coach, and is invaluable to our staff and to me."

Texas A&M (2007-2010): Three years as the director of basketball operations at Helped the Aggies to a trio of NCAA Tournament Round of 32 appearances. During those three years in College Station, the Aggies won 73 games, including 28 Big 12 Conference games. A&M also led the conference in scoring defense (65.8 ppg.) for the first time in league history during the 2009-10 campaign.

Wichita State (2000-2007): Seven years as an assistant coach to Mark Turgeon, in addition with current CU associate head coach, Jean Prioleau, and head coach Tad Boyle (2001-2006), the Shockers engineered an impressive resume earning three-straight NIT trips (2003, 2004, 2005). During the 2005-06 season, the Shockers not only won their first Missouri Valley Conference championship in 19 years, they capped off a 26-9 record with a 2006 NCAA Tournament berth and a Sweet 16 appearance, a school-first in 18 years.

- Rohn also helped coach fifth-year student-athlete Paul Miller cap off one of the best careers of any Shocker center by being named the MVC Player of the Year, the first Shocker to earn the award in 21 years, in addition to Jamar Howard (Missouri Valley Conference Defensive Player of the Year).

- Prior to Wichita State, Rohn served three seasons as head coach (1997-2000) at Dodge City (Kan.) Community College, where he built a 55-38 record and coached the Conquistadors to three consecutive state playoff appearances, including a 21-10 mark in 1999-2000. Assistant coach at Dodge City from 1993-97. In 1997, Dodge City was crowned the 1997 Jayhawk West Conference Champions.

Fort Hays State (1991-93): Graduate Assistant Coach.

Colby CC (1990-91): Assistant Coach.

McPherson College (1989-90): Assistant Coach.

RODNEY BILLUPS

Hometown: Denver, Colo.

High School: George Washington

College: University of Denver (2005)



University of Colorado (2010 - present)

- Fourth year with CU basketball.
- Named Assistant Coach prior to 2012-13 season.
- Director of Basketball Operations (2010-2012).

"Rodney continues to bring a lot of value to our staff," head coach Tad Boyle said. "Each year, he gets more and more comfortable in his recruiting role, and continues to develop into a fine, young coach."

- Younger brother of former CU great Chauncey Billups, who played with the Buffaloes from 1995-97.
- Three-year standout with the University of Denver Pioneers from 2002-05.
- At DU, averaged 10.2 points, 6.4 assists, and 3.2 rebounds during his 2004-05 senior season.
- Led the Sun Belt Conference in assists, also ranked 17th nationally.
- Named an All-SBC third team selection in 2004-05, the same season he helped the Pioneers win 20 games and a National Invitational Tournament berth.
- 199 assists in his senior season, ranks third all-time in school history, while his 58 steals, ranks seventh.
- Over his three years at DU, Billups ranks fourth all-time in assists (418) and steals (154). For his career, he averaged 8.5 points per game, in addition to 4.6 assists, 2.7 rebounds and 1.7 steals per game.
- In 2004-05, Billups was named co-recipient of the Floyd M. Theard Jr. Memorial Award. The award is presented each year to the DU men's basketball player who best displays the qualities of leadership, scholarship and sportsmanship.



ASKIA BOOKER #0

Junior • Guard

6'1" • 170

Two-Year Letterwinner

Los Angeles, Calif. (Price HS)

Career: Scored 727 points ranking 58th on the school's all-time scoring list • Also is 49th in career assists (120) • Career totals: 10.7 ppg., 3.1 rpg., 1.7 apg., 1.0 stl. per game • Double-digit scoring 36 times • Led CU in assists 16 times, scoring 15 times and steals 14 times.

2012-2013 (sophomore): One of two players to start all 33 games (Dinwiddie) • First in field goals (152) and 3-pointers made (49) • Second in team scoring (12.4 ppg.) and assists (71, 2.2 apg.) • Third in steals (40, 1.2) and free throw percentage (70.4) • Leading scorer eight times (one shared); assists 10 times (two shared); steals 8 times (2 shared) • Scored 20 points, twice (23 pts. vs. Murray State; 20 points in home victory against California, Jan. 27) • Personal-best five assists at Arizona (Jan. 3) and home win against Air Force (Nov. 25) • Tied a career-best four steals against the Racers in Charleston • 12 games over 15+ points • Six games over 18 or more points • Teamed up with Spencer Dinwiddie (505 pts.) to break CU sophomore tandem record (915 total points) • Also formed best one-two backcourt scoring punches among BCS schools, fourth overall in Division I (27.7 ppg.).

2012-2013 Pac-12 Conference (all games): Ranked No. 12 in steals (1.2); No. 15 in 3-point field goals made (1.5) and No. 17 in scoring per game (12.4) • Tied for second overall among conference players in best field goal percentage (.889, 8-of-9 vs. Northern Arizona, Dec. 21).

2012-2013 Pac-12 Conference (conference-only): No. 15 in steals (1.2) and No. 25 in scoring (11.1 ppg.).

Awards: Pac-12 Conference Player of the Week (Nov. 11-17) • Charleston Classic Most Valuable Player honors leading the Buffaloes to a 3-0 record and to the classic title • Led all scorers averaging 19.3 points, 3.0 assists, 2.7 steals, 2.3 rebounds per game • Shot 51.1 from the field (24-of-47) with seven 3-pointers over three games.

2011-2012 (freshman): Played in 35 games with one start • Averaged 21.5 minutes, 9.1 points, 2.7 rebounds, and 1.4 assists per game • Collaborated with fellow teammate Spencer Dinwiddie (360 pts.) forming the best 1-2 freshman scoring pair in school history with 677 points • Only CU freshmen pair to score over 250 or more points • The freshmen pair averaged 18.8 ppg., tying for the best overall points per game average • Booker scored 317 points, the 10th most points tallied by a freshman.

Academics: College major is communication.

Personal: Born August 31, 1993 • Son of Daniele Ricardo • Lists winning the CIF and the state title as his biggest moments of prep career.

SEASON/CAREER HIGHS

Points

Season 27 Oregon (Jan. 5)
 Career 27 Oregon (Jan. 5)

FGM

Season 9 Washington State (Feb. 5)
 Career 10 Murray State (Nov. 18, 2012)

FGA

Season 17 Arizona State (Feb. 19)
 Career 18 Murray State (Nov. 18, 2012) vs. Baylor (Nov. 16, 2012)

Rebounds

Season 8 at USC (Feb. 16) Utah (Feb. 1)
 Career 9 at USC (Jan. 26, 2012)

O-Rebs

Season 2 Utah (Feb. 1)
 Career 4 at USC (Jan. 26, 2012)

D-Rebs

Season 7 twice
 Career 7 twice

3-Pt. FGs

Season 5 UCLA (Jan. 16, 2014)
 Career 5 UCLA (Jan. 16, 2014)

3-PT. FGA

Season 7 twice
 Career 10 vs. Illinois (Mar. 22, 2013)

FT

Season 13 at Washington State (Jan. 8)
 Career 13 at Washington State (Jan. 8)

FTA

Season 14 at Washington State (Jan. 8)
 Career 14 at Washington State (Jan. 8)

Assists

Season 12 at UCLA (Feb. 13)
 Career 12 at UCLA (Feb. 13)

Steals

Season 5 at Arizona State (Jan. 25)
 Career 5 at Arizona State (Jan. 25)

Blocks

Season 1 twice
 Career 1 three times

Minutes

Season 43 Utah (Feb. 1)
 Career 45 Texas Southern (Nov. 27, 2012)

CAREER STATISTICS

Year	GP-GS	Min	FG-FGA	Pct	3PT-A	Pct	FT-FTA	Pct	O	D	Reb	Avg	Ast	To	PF-FO	Stl	Blk	Pts	Avg
2013-14	31-31	946	144-372	.387	36-127	.283	101-125	.808	15	95	110	3.5	107	80	59-0	44	2	425	13.7
2012-13	33-33	1050	152-418	.364	49-157	.312	57-81	.704	17	99	116	3.5	71	69	64-2	40	0	410	12.4
2011-12	35-1	754	104-259	.402	29-78	.372	80-105	.762	20	76	96	2.7	49	60	61-1	26	1	317	9.1
Total	99-65	2750	400-1049	.381	114-362	.315	238-311	.765	52	270	322	3.3	227	209	184-3	110	3	1152	11.6

2013-2014 Game-by-Game (junior)

Game	GS	Min	FGs	3FGs	FTs	O-D-R	Pf	A	To	BL	ST	Pts
vs. Baylor	*	36	5-16	0-4	0-0	1-3-4	2	3	0	0	2	10
UT MARTIN	*	18	2-6	0-2	2-2	1-2-3	1	2	4	0	1	6
WYOMING	*	32	4-11	2-5	4-4	0-3-3	3	0	3	0	2	14
JACKSON ST.	*	29	6-10	3-7	0-0	1-4-5	2	6	2	1	0	15
ARKANSAS ST.	*	25	2-8	1-4	2-2	0-3-3	3	4	2	0	2	7
UCSB	*	25	5-10	1-4	3-3	0-4-4	3	2	3	0	3	14
HARVARD	*	27	5-15	0-3	2-2	0-1-1	0	3	1	0	0	12
at Air Force	*	22	5-13	3-7	0-0	0-2-2	0	0	2	0	1	13
at Colorado St.	*	21	4-12	0-6	4-6	0-1-1	2	1	2	0	2	12
KANSAS	*	33	5-12	3-6	2-6	1-2-3	3	0	1	0	1	15
ELON	*	13	4-10	0-1	0-0	2-0-2	2	0	3	0	0	8
vs. Okla. State	*	37	8-15	3-7	0-0	1-1-2	2	1	2	0	1	19
GEORGIA	*	31	7-12	2-4	3-3	0-0-0	1	4	2	0	1	19
OREGON ST.	*	31	3-10	1-5	6-6	1-3-4	1	2	1	0	4	13
OREGON	*	33	8-16	1-3	10-12	1-6-7	1	4	0	0	1	27
at Wash State	*	38	2-12	1-4	13-14	0-4-4	3	3	1	0	2	18
at Washington	*	24	0-9	0-2	0-0	0-2-2	3	1	3	0	0	10
UCLA	*	29	7-11	5-7	2-5	0-4-4	4	2	4	0	0	21
USC	*	25	3-5	1-2	6-6	0-4-4	1	6	2	1	1	13
at Arizona	*	34	4-13	0-3	3-4	0-3-3	1	4	2	0	1	11
at Arizona St.	*	32	4-10	0-3	2-5	0-2-2	3	5	6	0	5	10
UTAH	*	43	5-16	1-6	7-10	2-6-8	0	7	4	0	1	18
WASH. STATE	*	33	9-12	2-3	6-8	1-3-4	2	5	3	0	3	26
WASHINGTON	*	31	6-14	2-4	6-6	0-5-5	1	7	4	0	0	20
at UCLA	*	37	6-16	2-7	2-2	0-0-0	3	12	2	0	2	16
at USC	*	34	7-16	1-4	3-3	1-7-8	2	6	6	0	2	18
ARIZONA ST.	*	33	5-17	0-0	8-8	0-6-6	3	3	1	0	2	18
ARIZONA	*	31	4-14	0-3	2-4	1-3-4	0	3	2	0	1	10
at Utah	*	31	1-8	0-3	2-2	1-2-3	3	6	4	0	2	4
at Stanford	*	36	3-10	0-3	1-2	0-2-2	1	3	5	0	1	7
at California	*	39	5-13	1-5	0-0	0-7-7	3	2	3	0	0	11

2012-2013 Game-by-Game (sophomore)

Game	GS	Min	FGs	3FGs	FTs	O-D-R	Pf	A	To	BL	ST	Pts
WOFFORD	*	30	6-13	1-3	0-0	0-3-3	1	0	3	0	1	13
vs. Dayton	*	38	6-11	3-5	1-2	0-4-4	0	4	1	0	1	16
vs. Baylor	*	34	8-18	2-6	1-2	0-1-1	2	3	3	0	3	19
vs. Murray State	*	33	10-18	2-5	1-2	0-2-2	2	2	2	0	4	23
AIR FORCE	*	32	5-13	1-4	4-5	2-5-7	3	5	3	0	1	15
TX SOUTHERN	*	45	4-15	2-8	5-8	0-6-6	3	4	2	0	0	15
at Wyoming	*	31	2-13	2-5	0-0	1-1-2	2	2	4	0	0	6
COLORADO ST.	*	33	2-11	1-3	1-5	2-1-3	3	2	1	0	1	6
at Kansas	*	29	5-15	1-6	4-4	0-4-4	2	1	2	0	1	15
at Fresno State	*	35	4-10	2-3	4-6	0-4-4	1	1	2	0	2	14
N. ARIZONA	*	18	8-9	1-2	0-1	0-4-4	1	1	0	0	2	17
HARTFORD	*	26	8-13	3-5	0-0	1-3-4	1	2	3	0	1	19
at Arizona	*	43	5-17	4-7	4-4	0-3-3	4	5	2	0	0	18
at Arizona State	*	34	5-14	1-6	2-3	1-3-4	5	2	3	0	2	13
USC	*	31	4-12	1-4	3-3	0-2-2	1	2	4	0	1	12
UCLA	*	31	6-16	2-5	4-4	0-3-3	2	1	2	0	1	18
at Washington	*	34	3-14	0-3	3-3	1-6-7	5	3	3	0	1	9
at Washington St.*	*	37	3-11	0-2	1-3	1-6-7	1	4	2	0	1	7
STANFORD	*	26	6-9	0-2	1-2	0-4-4	4	3	1	0	3	13
CALIFORNIA	*	32	8-12	4-6	0-0	0-4-4	0	3	4	0	1	20
at Utah	*	37	3-14	0-5	2-2	2-1-3	1	1	1	0	1	8
at Oregon	*	22	3-13	1-3	1-2	0-2-2	3	0	1	0	0	8
at Oregon State	*	37	2-14	0-5	5-6	3-3-6	1	3	1	0	1	9
ARIZONA	*	32	4-11	1-4	1-2	0-1-1	0	2	1	0	3	10
ARIZONA ST.	*	37	7-13	3-7	0-0	0-3-3	1	2	3	0	0	17
UTAH	*	31	3-11	1-6	1-2	1-3-4	2	1	1	0	1	8
at Stanford	*	27	2-9	0-2	0-0	0-4-4	1	3	2	0	1	4
at California	*	29	2-11	1-5	1-2	0-2-2	1	0	1	0	1	6
OREGON	*	28	5-12	0-4	1-2	0-6-6	2	2	3	0	2	11
OREGON ST.	*	29	3-13	2-7	0-0	0-0-0	2	3	1	0	2	8
vs. Oregon St.	*	29	1-9	1-4	4-4	0-3-3	1	4	2	0	1	7
vs. Arizona	*	26	4-10	2-5	2-2	1-0-1	3	0	3	0	0	12
vs. Illinois	*	34	5-14	4-10	0-0	1-2-3	3	0	2	0	0	14

2011-2012 Game-by-Game (freshman)

Game	GS	Min	FGs	3FGs	FTs	O-D-R	Pf	A	To	BL	ST	Pts	
FORT LEWIS	-	20	3-8	0-0	3-3	0-4-4	1	2	3	0	1	9	
vs. Wichita State	*	12	1-2	1-1	2-4	0-2-2	4	1	3	0	2	5	
vs. Maryland	-	21	4-6	0-0	0-2	0-3-3	5	4	2	0	4	8	
vs. W. Michigan	-	26	3-8	0-2	5-6	0-2-2	3	4	1	0	0	11	
at Air Force	-	30	3-7	3-4	2-4	1-4-5	1	0	2	0	0	11	
GEORGIA	-	23	4-6	0-1	6-8	0-4-4	1	3	0	0	0	14	
at Colorado State	-	23	2-9	0-2	2-3	1-2-3	1	1	3	0	1	6	
FRESNO STATE	-	16	0-2	0-0	0-0	0-1-1	2	2	3	0	0	0	
WYOMING	-	24	3-8	1-4	2-4	0-1-1	2	1	2	0	1	9	
CSU BAKERSFIELD	-	21	2-6	0-1	2-2	0-2-2	2	0	1	0	1	6	
TEXAS SOUTHERN	-	did not play (flu)											
NEW ORLEANS	-	23	5-11	1-3	2-2	1-5-6	1	3	1	0	2	13	
UTAH	-	19	4-9	4-7	2-2	0-1-1	2	2	1	0	0	14	
WASHINGTON	-	23	4-8	3-5	1-2	0-4-4	0	0	1	0	0	12	
WASHINGTON ST	-	25	2-6	0-2	1-1	0-4-4	2	4	2	0	1	5	
at California	-	21	1-3	0-1	1-2	0-4-4	4	1	4	0	0	3	
at Stanford	-	19	1-5	0-3	0-0	0-0-0	1	0	1	0	0	2	
ARIZONA STATE	-	18	4-6	0-1	3-3	0-1-1	3	1	3	0	0	11	
ARIZONA	-	18	2-6	1-4	4-6	0-1-1	1	1	0	0	0	9	
at USC	-	25	4-10	3-7	2-2	4-5-9	1	1	3	0	1	13	
at UCLA	-	21	6-10	1-1	0-0	1-0-1	1	1	0	0	0	13	
OREGON STATE	-	20	4-10	0-2	7-7	1-6-7	0	3	0	0	2	15	
OREGON	-	26	5-8	0-1	7-8	0-4-4	4	2	3	0	2	17	
at Arizona	-	18	0-6	0-1	4-4	1-2-3	4	1	2	0	0	4	
at Arizona State	-	19	3-6	0-0	3-3	0-2-2	2	0	2	0	1	9	
at Utah	-	18	2-8	1-1	3-4	1-2-3	1	0	2	0	0	8	
STANFORD	-	26	4-11	1-4	3-6	2-1-3	4	2	1	0	3	12	
CALIFORNIA	-	22	4-7	1-3	0-0	0-2-2	2	1	1	0	0	9	
at Oregon	-	21	3-9	0-2	3-4	1-0-1	1	2	2	1	2	9	
at Oregon State	-	23	6-11	1-1	2-2	1-1-2	1	0	2	0	1	15	
vs. Utah	-	18	1-6	0-1	0-0	0-1-1	0	0	2	0	0	2	
vs. Oregon	-	23	3-10	1-4	0-0	0-0-0	0	2	0	0	1	7	
vs. California	-	20	2-4	1-1	0-0	1-0-1	3	1	1	0	0	5	
vs. Arizona	-	20	0-6	0-2	0-0	0-2-2	0	0	0	0	0	0	
vs. UNLV	-	24	5-9	2-3	4-4	2-0-2	0	2	4	0	0	16	
vs. Baylor	-	28	4-12	3-3</									



WESLEY GORDON #1

Redshirt-Freshman • Forward

6'9" • 225

Colorado Springs, Colo.

(Sierra HS)

2012-2013 (freshman): Did not play, was redshirted • Redshirt-freshman in 2013-14 • Four years of eligibility remaining.

Sierra HS: Averaged 19.7 points per game helping Sierra to a 26-2 record and an appearance in the 4A state championship game • All-Colorado and All-4A first-team all-state selection • First-team all-Colorado Springs Metro League • Participated in "The Show" an all-star game that featured 20 of the best boys basketball players in the state (all classifications) at the Pepsi Center on April 6, 2012 • Led the losing White squad in scoring with 16 points • Verbally committed to CU in March 2010 • Was coached by head coach Terry Dunn, former CU men's assistant coach from 1996-2004 • As a junior named second-team 4A all-state by The Denver Post • Averaged nearly 21 points per game for a Sierra team that went 14-9 • As a sophomore (2009-10) helped the Stallions defeat Pueblo East at the Coors Events Center for the 4A state championship • Three-star prospect on Rivals.com • Four-star rating by Scout.com, nation's 23rd best power forward recruit in Class of 2012.

Academics: College major is anthropology.

Personal: Born July 14, 1994 • Son of Eddie and Lisa Gordon • Older brother, Garren Pride was in the United States Army.

2013-2014 Game-by-Game (freshman)

Game	GS	Min	FGs	3FGs	FTs	O-D-R	Pf	A	To	BL	ST	Pts
vs. Baylor	*	27	4-6	0-2	1-2	3-5-8	2	1	0	0	0	9
UT MARTIN	*	25	6-7	0-0	1-2	2-6-8	2	2	2	2	0	13
WYOMING	*	33	2-5	0-0	2-2	0-2-2	1	2	3	0	1	6
JACKSON ST.	*	24	2-2	0-0	6-11	0-3-3	3	3	0	2	0	10
ARKANSAS ST.	*	24	2-7	0-0	5-7	2-6-8	2	1	1	2	0	9
UCSB	*	21	3-4	0-0	3-6	5-1-6	1	0	0	0	0	9
HARVARD	*	29	2-6	0-0	1-2	4-7-11	1	2	4	3	0	5
at Air Force	*	24	1-4	0-0	4-8	3-0-3	1	2	0	2	0	6
at Colorado St.	*	28	0-3	0-0	1-2	1-7-8	1	1	3	1	2	1
KANSAS	did not play: injured											
ELON	did not play: injured											
vs. Okla. State	*	22	1-4	0-0	0-0	1-5-6	3	0	3	0	1	2
GEORGIA	*	26	3-3	0-0	4-4	2-4-6	2	1	2	1	1	10
OREGON ST.	*	20	2-4	0-0	1-2	2-0-2	3	0	0	2	0	5
OREGON	*	27	2-5	0-1	0-0	4-3-7	1	1	4	2	0	4
at Wash. State	*	28	2-5	0-0	1-2	3-3-6	1	0	3	1	0	5
at Washington	*	27	5-7	0-0	1-2	7-6-13	1	0	2	4	0	11
UCLA	*	27	0-3	0-0	2-4	2-4-6	3	1	3	1	2	2
USC	*	22	2-3	1-2	0-0	4-4-8	1	2	2	5	1	5
at Arizona	*	24	0-6	0-0	0-0	3-3-6	1	0	2	2	0	0
at Arizona St.	*	29	3-5	1-1	0-1	2-4-6	1	1	0	1	0	7
UTAH	*	36	5-9	1-2	1-2	3-3-6	0	0	1	0	0	12
WASH STATE	*	31	2-8	0-1	4-4	4-6-10	1	1	1	4	0	8
WASHINGTON	did not play: injured											
at UCLA	did not play: injured											
at USC	-	11	0-0	0-0	0-0	0-2-2	2	1	0	0	0	0
ARIZONA ST	-	18	3-3	0-0	0-1	2-3-5	1	2	1	1	0	6
ARIZONA	-	13	1-1	0-0	2-2	2-2-4	4	0	0	0	0	4
at Utah	-	23	2-6	0-0	1-2	2-1-3	3	1	1	1	1	5
at Stanford	*	24	1-1	0-0	0-0	2-3-5	3	0	1	1	1	2
at California	*	37	4-10	0-1	0-0	4-7-11	4	2	3	0	1	8

SEASON HIGHS

Points			
Season	13	UT Martin (Nov. 10)	
FGM			
Season	6	UT Martin (Nov. 10)	
FGA			
Season	8	Washington State (Feb. 5)	
Rebounds			
Season	13	at Washington (Jan. 12)	
O-Rebs			
Season	7	at Washington (Jan. 12)	
D-Rebs			
Season	7	at California (Mar. 8) at Colorado State (Dec. 3) Harvard (Nov. 24)	
3-Pt. FGs			
Season	1	twice	
3-Pt. FGA			
Season	2	twice	
FT			
Season	6	Jackson State (Nov. 16)	
FTA			
Season	11	Jackson State (Nov. 16)	
Assists			
Season	3	Jackson State (Nov. 16)	
Steals			
Season	2	twice	
Blocks			
Season	5	USC (Jan. 18)	
Minutes			
Season	37	at California (Mar. 8)	

MISC. 2013-14

Double-Figure Scoring	5
5+ Points	18
10+ Rebounds	4
Double-Doubles	1
Led CU in Scoring	-
Led CU in Rebounds	6
Led CU in Assists	2
Led CU in Steals	3
Led CU in Blocks	11
5+ Rebounds	17
2+ Assists	7
2+ Steals	2
2+ Blocks	11
4+ Blocks	3



XAVIER JOHNSON #2

Sophomore • Forward

6'7" • 220

One-Year Letterwinner

Los Angeles, Calif. (Mater Dei HS)

2012-2013 (freshman): Played in all 33 games with 18 starts • Averaged 8.9 points, 4.8 rebounds per game • First on the team in field goal percentage (51.5) • Pair of double-doubles, both in Pac-12 Conference play: 10 points and 14 rebounds against Arizona State (Feb. 16) and an 18-point, 12-rebound performance in home win against California (Jan. 27) • 4+ rebounds: 19 times; 6+ rebounds: 9 times; 10+ rebounds: 3 times • Four games with three or more three-pointers made (CU 3-1 in those games) • Top-15 among CU freshman lists: No. 8 in rebounding (159); No. 13 in points (295); No. 13 blocks (15) • Second CU player this season, and one of five nationally to have a perfect game from the field and score at least 22 points in a game (7-of-7 vs. Oregon, Mar. 7) • Voted the most improved player at the end-of-the-year banquet (voted by his teammates) • Became the 16th fastest CU player to reach 100 rebounds in the fewest games (24) • Teamed with Josh Scott (317 pts.) to form the second most freshman points scored in school history (612 pts.).

Academics: Double major in ethnic studies and communication.

Personal: Born June 8, 1993 • Son of Samuel and Janet Johnson • Has an older sister, Alexis.

SEASON/CAREER HIGHS

Points

Season 27 Washington (Feb. 9)

Career 27 Washington (Feb. 9)

FGM

Season 10 Washington (Feb. 9)

Career 10 Washington (Feb. 9)

FGA

Season 16 at Stanford (Mar. 5)

Career 16 at Stanford (Mar. 5)

Rebounds

Season 15 Elon (Dec. 13)

Career 15 Elon (Dec. 13)

O-Rebs

Season 4 four times

Career 9 Arizona State (Feb. 16, 2013)

D-Rebs

Season 11 Elon (Dec. 13)

Career 11 twice

3-Pt. FGs

Season 4 at Arizona (Jan. 23)

Career 4 at Arizona (Jan. 23)

Arizona (Feb. 14, 2013)

3-Pt. FGA

Season 7 at UCLA (Feb. 13)

Career 7 at UCLA (Feb. 13)

FT

Season 7 Utah (Feb. 1)

Career 7 Utah (Feb. 1)

FTA

Season 11 Washington State (Feb. 5)

Career 11 Washington State (Feb. 5)

Assists

Season 3 twice

Career 3 twice

Steals

Season 3 three times

Career 3 three times

Blocks

Season 1 six times

Career 3 Oregon State (Mar. 9, 2013)

Minutes

Season 43 at California (Mar. 8)

Career 43 at California (Mar. 8)

CAREER STATISTICS

Year	GP-GS	Min	FG-FGA	Pct	3PT-A	Pct	FT-FTA	Pct	O	D	Reb	Avg	Ast	To	PF-FO	Stl	Blk	Pts	Avg
2013-14	29-29	868	119-261	.456	30-89	.337	85-133	.639	52	122	174	6.0	25	49	61-3	25	10	353	12.2
2012-13	33-18	792	105-204	.515	25-57	.439	60-107	.561	56	103	159	4.8	12	58	96-4	9	15	295	8.9
Total	62-47	1660	224-465	.482	55-146	.376	145-240	.604	108	225	333	5.4	37	107	157-7	34	25	648	10.5

MISC.	'13-14 SEASON CAREER	
Double-Figure Scoring	21	33
20+ Points	5	6
13+ Points	13	22
10+ Rebounds	3	6
Double-Doubles	3	5
Led CU in Scoring	5	8
Led CU in Rebounds	5	8
Led CU in Blocks	4	10
Led CU in Assists	2	2
Led CU in Steals	6	7
5+ Rebounds	22	35
2+ Blocks	-	2
2+ Steals	7	8

2013-2014 Game-by-Game (sophomore)

Game	GS	Min	FGs	3FGs	FTs	O-D-R	Pf	A	To	BL	ST	Pts
vs. Baylor	*	17	4-9	0-2	0-3	1-2-3	5	0	0	0	3	8
UT MARTIN	*	25	3-5	1-2	5-5	0-4-4	2	3	1	0	1	12
WYOMING	*	31	4-6	0-1	5-9	1-4-5	2	0	1	1	1	13
UCSB	*	29	3-5	0-2	3-4	0-5-5	1	2	3	0	3	9
HARVARD	*	29	4-7	3-4	0-0	1-5-6	1	1	2	0	1	11
at Air Force	*	23	5-6	0-1	1-1	3-5-8	1	2	0	0	0	11
at Colorado St.	*	18	0-4	0-2	0-0	2-1-3	5	0	3	1	1	0
KANSAS	*	33	4-9	1-2	5-8	2-4-6	0	0	1	0	3	14
ELON	*	31	3-6	2-3	4-8	4-11-15	1	3	2	1	0	12
vs. Okla State	*	27	1-5	0-3	1-2	1-4-5	3	0	3	0	0	3
GEORGIA	*	26	5-10	3-6	0-0	1-3-4	2	1	2	0	1	13
OREGON ST.	*	33	3-10	0-3	3-5	2-7-9	1	0	1	1	0	9
OREGON	*	29	6-10	0-1	3-3	3-4-7	3	0	5	0	0	15
at Wash. State	*	34	4-8	0-1	6-10	1-2-3	3	1	0	0	0	14
at Washington	*	30	3-6	1-2	1-2	3-3-6	2	1	3	1	0	8
UCLA	*	33	1-6	0-2	0-0	2-6-8	0	1	1	1	1	2
USC	*	23	4-9	1-1	1-1	0-1-1	0	0	0	1	0	10
at Arizona	*	34	7-12	4-5	3-3	1-1-2	3	0	3	0	0	21
at Arizona St.	*	35	4-9	1-4	3-8	1-4-5	2	1	5	1	2	12
UTAH	*	37	2-6	0-2	7-10	4-6-10	3	2	2	0	2	11
WASH STATE	*	33	7-14	1-5	5-11	2-7-9	2	0	3	1	2	20
WASHINGTON	*	31	10-14	3-3	4-4	4-6-10	1	2	1	0	1	27
at UCLA	*	36	5-12	2-7	2-4	1-8-9	1	0	0	1	0	14
at USC	*	25	6-11	3-5	5-6	1-3-4	5	1	0	0	0	20
ARIZONA ST	*	34	3-13	0-5	5-9	4-2-6	2	0	0	0	0	11
ARIZONA	*	29	1-10	0-3	3-4	1-5-6	2	0	1	0	0	5
at Utah	*	24	4-8	1-3	1-1	0-4-4	4	2	4	0	2	10
at Stanford	*	37	5-16	0-5	4-6	3-2-5	3	2	2	0	1	14
at California	*	43	8-15	3-4	5-6	3-3-6	1	0	0	0	0	24

2012-2013 Game-by-Game (freshman)

Game	GS	Min	FGs	3FGs	FTs	O-D-R	Pf	A	To	BL	ST	Pts
WOFFORD	-	24	1-2	0-1	3-4	2-6-8	1	1	2	0	0	5
vs. Dayton	-	26	5-9	2-4	3-4	0-3-3	5	1	1	2	1	15
vs. Baylor	-	23	3-6	0-0	1-4	2-4-6	3	1	5	1	0	7
vs. Murray State	-	12	1-1	0-0	0-1	1-0-1	2	0	1	0	0	2
AIR FORCE	-	10	3-4	1-2	0-0	0-1-1	4	0	1	0	0	7
TX SOUTHERN	-	23	2-4	0-0	2-4	2-3-5	4	0	2	1	0	6
at Wyoming	-	22	2-4	0-1	2-2	1-2-3	4	0	3	0	0	6
COLORADO ST.	-	16	2-3	0-1	1-4	0-2-2	1	0	0	1	0	5
at Kansas	-	18	0-4	0-1	1-4	1-3-4	5	0	1	0	0	1
at Fresno State	-	8	0-0	0-0	1-2	0-4-4	4	0	3	1	0	1
N. ARIZONA	-	23	6-7	3-3	2-3	1-3-4	1	1	2	0	0	17
HARTFORD	-	18	1-6	0-1	2-2	2-0-2	2	1	2	0	0	4
at Arizona	*	38	4-8	2-4	3-6	2-4-6	3	1	0	0	2	13
at Arizona State	-	14	2-6	0-1	0-0	2-2-4	5	0	2	0	0	4
USC	*	23	2-7	0-2	3-6	1-2-3	3	1	0	1	0	7
UCLA	*	22	2-5	1-3	3-5	1-1-2	2	0	2	0	0	8
at Washington	*	29	4-10	0-0	1-2	3-1-4	4	0	3	1	0	9
at Washington St.	-	20	5-7	0-2	4-6	1-3-4	1	0	2	0	1	14
STANFORD	*	24	5-8	1-2	0-0	1-2-3	4	0	2	0	0	11
CALIFORNIA	*	30	7-10	0-2	4-4	1-11-12	3	0	5	0	0	18
at Utah	*	31	3-7	0-2	0-1	3-7-10	4	1	2	1	1	6
at Oregon	*	21	3-7	2-3	0-0	0-2-2	1	1	1	0	0	8
at Oregon State	-	23	1-3	0-1	1-2	1-1-2	2	0	1	0	0	3
ARIZONA	*	27	7-9	4-5	1-2	2-7-9	3	1	2	0	0	19
ARIZONA ST.	*	36	4-9	0-1	2-4	9-5-14	2	1	4	0	1	10
UTAH	*	29	2-4	1-3	1-2	2-3-5	0	1	2	1	1	6
at Stanford	*	26	3-5	0-2	1-3	2-3-5	3	0	0	0	0	7
at California	*	36	4-14	3-4	3-6	3-4-7	2	0	0	1	0	14
OREGON	*	22	7-7	3-3	5-6	1-2-3	4	0	2	0	0	22
OREGON ST.	*	28	3-7	0-0	0-0	4-3-7	4	0	3	3	0	6
vs. Oregon St.	*	33	6-10	0-1	4-9	3-5-8	1	0	1	0	1	16
vs. Arizona	*	30	3-5	1-1	4-7	2-0-2	4	1	1	0	0	11
vs. Illinois	*	27	2-6	1-1	2-2	0-4-4	5	0	0	1	1	7



XAVIER TALTON

Sophomore • Guard

6'2" • 180

One-Year Letterwinner

Sterling, Colo.

(Sterling HS)

#3

2012-2013 Game-by-Game (freshman)

Game	GS	Min	FGs	3FGs	FTs	O-D-R	Pf	A	To	BL	ST	Pts
WOFFORD	-	10	0-3	0-1	2-3	0-1-1	2	0	0	0	1	2
vs. Dayton	-	3	0-0	0-0	0-0	0-0-0	0	0	1	0	0	0
vs. Baylor	-	2	0-0	0-0	0-0	0-1-1	0	0	0	0	0	0
vs. Murray State	-	4	0-0	0-0	0-0	0-0-0	0	0	0	0	0	0
AIR FORCE	-	9	1-3	0-0	0-0	0-3-3	0	0	0	0	0	2
TX SOUTHERN	-	8	1-1	0-0	0-0	0-1-1	0	0	0	0	0	2
at Wyoming	-	9	3-3	1-1	0-0	1-0-1	3	0	1	0	0	7
COLORADO ST.	-	5	0-0	0-0	0-0	0-0-0	0	1	0	0	0	0
at Kansas	-	19	2-4	0-1	0-0	1-0-1	2	3	1	0	2	4
at Fresno State	-	8	0-1	0-0	0-0	0-0-0	0	0	1	0	0	0
N. ARIZONA	-	20	2-4	2-3	0-0	1-1-2	2	2	2	0	0	6
HARTFORD	-	14	0-1	0-1	1-3	0-1-1	1	0	2	0	0	1
at Arizona	-	3	0-0	0-0	0-0	0-0-0	0	0	0	0	0	0
at Arizona State	-	4	0-0	0-0	0-0	0-0-0	2	0	1	0	0	0
USC	-	7	1-2	0-0	0-0	0-0-0	0	1	0	0	0	2
at Washington	-	1	0-0	0-0	0-0	0-0-0	0	0	1	0	0	3
at Washington St.-	-	2	0-0	0-0	0-0	0-0-0	0	0	0	0	0	0
STANFORD	-	1	0-0	0-0	0-0	0-1-1	1	0	0	0	0	0
CALIFORNIA	-	1	0-0	0-0	0-0	0-0-0	0	0	0	0	0	0
at Utah	-	8	1-1	0-0	0-1	0-0-0	1	0	0	0	0	2
at Oregon	-	10	1-1	0-0	0-0	0-1-1	0	2	0	0	0	2
at Oregon State	-	5	0-0	0-0	0-0	0-0-0	0	0	1	0	0	0
ARIZONA	-	7	2-2	1-1	1-2	0-0-0	0	0	2	0	2	6
ARIZONA ST.	-	9	1-1	1-1	0-0	0-1-1	0	1	0	0	1	3
UTAH	-	11	0-0	0-0	0-0	0-1-1	0	1	2	0	0	0
at Stanford	-	8	0-1	0-1	0-0	0-0-0	0	0	0	0	0	0
at California	-	3	0-0	0-0	0-0	0-0-0	0	0	0	0	0	0
OREGON	-	14	1-3	1-1	0-0	0-0-0	0	1	0	0	0	3
OREGON ST.	-	12	1-3	0-1	0-0	0-2-2	0	1	1	0	0	2
vs. Oregon St.	-	4	0-2	0-0	0-0	0-1-1	1	0	0	0	1	0
vs. Arizona	-	10	2-3	0-0	0-0	0-4-4	2	2	0	0	0	4
vs. Illinois	-	3	0-0	0-0	0-0	0-0-0	1	0	0	0	0	0

2013-2014 Game-by-Game (sophomore)

Game	GS	Min	FGs	3FGs	FTs	O-D-R	Pf	A	To	BL	ST	Pts
vs. Baylor	-	6	0-1	0-1	0-0	0-0-0	2	0	1	0	0	0
UT MARTIN	-	11	0-2	0-1	2-2	0-1-1	3	1	1	0	1	2
WYOMING	-	16	0-2	0-1	1-2	0-1-1	1	0	0	0	0	1
JACKSON ST.	-	25	5-6	3-4	0-0	0-1-1	1	3	2	0	1	13
ARKANSAS ST.	-	16	2-5	1-3	0-0	0-1-1	2	1	1	0	0	5
UCSB	-	17	0-4	0-2	0-0	0-1-1	2	1	0	1	0	0
HARVARD	-	18	3-5	1-2	2-3	3-2-5	1	2	3	0	0	9
at Air Force	-	16	0-2	0-1	2-2	1-1-2	3	4	0	0	1	2
at Colorado St.	-	18	2-5	0-1	0-0	0-1-1	2	4	2	0	0	4
KANSAS	-	9	0-3	0-2	0-0	0-1-1	0	0	0	0	0	0
ELON	-	24	4-5	1-1	0-0	2-4-6	3	2	1	1	2	9
vs. Okla. State	-	10	1-3	0-0	0-0	0-0-0	1	0	1	0	0	2
GEORGIA	-	9	0-3	0-2	0-0	0-1-1	1	0	0	0	0	0
OREGON ST.	-	13	1-2	0-1	0-0	2-0-2	1	1	0	0	1	2
OREGON	-	11	2-2	0-0	4-6	0-0-0	4	0	1	0	0	8
at Wash. State	-	16	1-3	1-2	0-0	0-4-4	0	2	0	0	1	3
at Washington	-	17	0-5	0-2	0-0	0-1-1	0	1	4	0	2	0
UCLA	-	25	2-7	0-4	1-2	1-1-2	2	4	3	0	0	5
USC	-	18	1-3	0-2	0-0	0-2-2	2	3	0	0	1	2
at Arizona	-	16	1-1	0-0	2-2	0-0-0	1	1	5	0	0	4
at Arizona St.	-	16	0-1	0-1	0-0	0-2-2	2	3	0	1	1	0
UTAH	-	22	5-8	4-5	0-0	0-3-3	2	1	1	2	1	14
WASH STATE	*	14	1-2	1-2	0-0	0-0-0	4	1	0	0	0	3
WASHINGTON	*	29	3-5	2-2	1-2	0-3-3	0	3	3	0	0	9
at UCLA	*	29	3-6	3-5	1-2	0-2-2	1	0	4	0	0	10
at USC	*	32	4-5	2-3	4-7	1-6-7	3	3	0	0	0	14
ARIZONA ST	*	27	0-1	0-0	0-0	0-4-4	5	5	3	0	1	0
ARIZONA	*	31	1-3	0-1	2-3	0-4-4	0	1	1	1	0	4
at Utah	*	28	1-8	0-3	1-2	1-1-2	0	1	1	0	0	3
at Stanford	*	30	3-6	2-4	1-2	0-5-5	2	1	0	0	2	9
at California	*	30	2-5	1-2	0-0	0-2-2	3	2	1	0	0	5

SEASON/CAREER HIGHS

Points

Season	14	twice
Career	14	twice

FGM

Season	5	twice
Career	5	twice

FGA

Season	8	Utah (Feb. 1)
Career	8	Utah (Feb. 1)

Rebounds

Season	7	at USC (Feb. 16)
Career	7	at USC (Feb. 16)

O-Rebs

Season	3	Harvard (Nov. 24)
Career	3	Harvard (Nov. 24)

D-Rebs

Season	6	at USC (Feb. 16)
Career	6	at USC (Feb. 16)

3-Pt. FGs

Season	4	Utah (Feb. 1)
Career	4	Utah (Feb. 1)

3-Pt. FGA

Season	5	Utah (Feb. 1)
Career	5	Utah (Feb. 1)

FT

Season	4	twice
Career	4	twice

FTA

Season	7	at USC (Feb. 16)
Career	7	at USC (Feb. 16)

Assists

Season	5	Arizona State (Feb. 19)
Career	5	Arizona State (Feb. 19)

Steals

Season	2	twice
Career	2	four times

Blocks

Season	2	Utah (Feb. 1)
Career	2	Utah (Feb. 1)

Minutes

Season	32	at USC (Feb. 16)
Career	32	at USC (Feb. 16)

MISC.	'13-14 SEASON	CAREER
Double-Figure Scoring	4	4
4+ Points	14	19
3+ Rebounds	10	12
Led CU in Scoring	-	-
Led CU in Rebounds	-	-
Led CU in Blocks	3	3
Led CU in Assists	4	6
Led CU in Steals	4	4
2+ Assists	12	16
2+ Steals	4	6
2+ Blocks	1	1

CAREER STATISTICS

Year	GP-GS	Min	FG-FGA	Pct	3PT-A	Pct	FT-FTA	Pct	O	D	Reb	Avg	Ast	To	PF-FO	Stl	Blk	Pts	Avg
2013-14	31-9	598	48-119	.403	22-60	.367	24-37	.649	11	55	66	2.1	52	40	54-1	17	6	142	4.6
2012-13	32-0	234	19-39	.487	6-12	.500	4-9	.444	3	19	22	0.7	15	16	17-0	7	0	48	1.5
Total	63-9	832	67-158	.424	28-72	.389	28-46	.609	14	74	88	1.4	67	56	71-0	24	6	190	3.0



ELI STALZER #5
 Sophomore • Guard
 6'3" • 190
 One-Year Letterwinner
 Brea, Calif.
 (Mater Dei HS)

SEASON/CAREER HIGHS

Points		
Season	8	at Utah (March 1)
Career	8	at Utah (March 1)
FGM		
Season	3	at Utah (March 1)
Career	3	at Utah (March 1)
FGA		
Season	4	Utah (Feb. 1)
Career	4	Utah (Feb. 1)
Rebounds		
Season	6	USC (Jan. 18)
Career	6	USC (Jan. 18)
O-Rebs		
Season	1	four times
Career	1	seven times
D-Rebs		
Season	5	USC (Jan. 18)
Career	5	USC (Jan. 18)
3-Pt. FGs		
Season	2	at Utah (March 1)
Career	2	twice
3-Pt. FGA		
Season	2	at Utah (March 1)
Career	3	twice
FT		
Season	2	three times
Career	2	four times
FTA		
Season	3	twice
Career	3	three times
Assists		
Season	1	six times
Career	3	Northern Arizona (Dec. 21, 2012)
Steals		
Season	1	six times
Career	3	Hartford (Dec. 29, 2012)
Blocks		
Season	-	
Career	1	twice
Minutes		
Season	22	twice
Career	22	twice

MISC.	'13-14 SEASON	CAREER
Double-Figure Scoring	-	-
5+ Points	2	4
Led CU in Assists	1	1
Led CU in Steals	-	1
3+ Rebounds	1	4
3+ Steals	-	1
2+ Assists	-	3
1+ Blocks	-	2

2013-2014 Game-by-Game (sophomore)

Game	GS	Min	FGs	3FGs	FTs	O-D-R	Pf	A	To	BL	ST	Pts
UT MARTIN	-	6	0-0	0-0	1-2	1-0-1	1	1	1	0	1	1
WYOMING	-	2	0-1	0-1	0-0	0-0-0	0	0	0	0	0	0
JACKSON ST.	-	6	0-2	0-1	2-2	0-0-0	0	0	0	0	0	2
ARKANSAS ST.	-	6	0-0	0-0	0-0	0-0-0	0	0	1	0	1	0
at Air Force	-	5	0-0	0-0	0-0	0-0-0	0	1	0	0	0	0
at Colorado St.	-	1	0-0	0-0	0-0	0-0-0	0	0	0	0	0	0
GEORGIA	-	1	0-0	0-0	0-0	0-0-0	0	0	1	0	0	0
OREGON	-	0+	0-0	0-0	0-0	0-0-0	1	0	0	0	0	0
at Washington	-	10	1-3	0-1	0-0	1-1-2	1	1	1	0	0	2
UCLA	-	12	1-3	0-1	0-0	0-2-2	2	0	1	0	0	2
USC	-	20	1-3	1-1	1-2	1-5-6	0	1	2	0	0	4
at Arizona	-	6	0-0	0-0	0-0	0-0-0	4	0	0	0	0	0
at Arizona St.	-	12	0-1	0-0	1-3	1-1-2	1	0	1	0	0	2
UTAH	-	22	2-4	0-1	0-0	0-0-0	1	1	1	0	1	4
WASH STATE	-	4	0-0	0-0	0-0	0-0-0	1	0	0	0	0	0
WASHINGTON	-	14	1-2	1-2	1-2	0-2-2	2	0	0	0	1	4
at UCLA	-	6	1-1	0-0	0-0	0-1-1	1	0	0	0	0	2
at USC	-	15	0-0	0-0	0-0	0-0-0	1	0	1	0	0	0
ARIZONA ST	-	10	1-1	0-0	0-0	0-0-0	0	0	1	0	1	2
ARIZONA	-	11	1-1	0-0	2-3	0-1-1	1	0	0	0	0	4
at Utah	-	22	3-3	2-2	0-0	1-1-2	0	1	0	0	1	8
at Stanford	-	5	1-1	1-1	2-2	0-0-0	0	0	0	0	0	5
at California	-	4	0-0	0-0	0-0	0-0-0	0	0	0	0	0	0

2012-13 Game-by-Game (freshman)

Game	GS	Min	FGs	3FGs	FTs	O-D-R	Pf	A	To	BL	ST	Pts
WOFFORD	-	16	2-2	1-1	0-0	0-3-3	0	1	1	0	0	5
vs. Dayton	-	10	1-2	1-2	0-0	0-0-0	1	0	0	0	0	3
vs. Baylor	-	10	1-1	1-1	0-0	0-0-0	1	0	0	0	0	3
vs. Murray State	-	7	0-0	0-0	0-0	0-0-0	0	0	2	0	0	0
AIR FORCE	-	12	2-3	2-3	0-0	0-1-1	1	0	1	0	0	6
TX SOUTHERN	-	12	0-1	0-1	0-0	0-0-0	1	1	1	1	1	0
at Wyoming	-	19	1-3	0-1	1-1	0-4-4	1	1	0	0	0	3
COLORADO ST.	-	10	0-0	0-0	0-0	0-1-1	1	0	2	0	0	0
at Kansas	-	10	0-2	0-2	1-2	0-0-0	1	0	1	0	0	1
at Fresno State	-	5	0-0	0-0	0-0	0-0-0	1	0	1	0	0	0
N. ARIZONA	-	21	0-3	0-3	0-0	1-2-3	5	3	1	0	0	0
HARTFORD	-	13	0-2	0-0	0-0	0-1-1	2	2	3	0	3	0
at Arizona State	-	3	0-0	0-0	0-0	0-0-0	1	0	0	0	0	0
USC	-	9	1-1	1-1	0-0	0-0-0	1	0	1	0	0	3
at Washington	-	7	1-1	0-0	1-1	0-1-1	4	0	0	0	0	3
at Washington St.	-	9	0-0	0-0	2-2	0-2-2	0	0	1	0	0	2
STANFORD	-	4	0-1	0-0	1-3	0-0-0	1	0	0	0	0	1
CALIFORNIA	-	10	1-1	0-0	0-0	0-1-1	0	0	1	0	0	2
at Utah	-	7	0-0	0-0	0-0	0-0-0	0	1	1	0	0	0
at Oregon State	-	7	1-3	0-2	0-0	0-0-0	1	1	2	1	0	2
UTAH	-	6	0-2	0-2	0-0	0-0-0	0	0	0	0	1	0
at Stanford	-	2	0-0	0-0	0-0	1-0-1	0	0	0	0	0	0
OREGON	-	5	0-1	0-1	0-0	0-2-2	2	0	2	0	1	0
OREGON ST.	-	11	1-2	0-1	0-0	1-0-1	0	2	0	0	0	2
vs. Arizona	-	3	0-0	0-0	0-0	0-0-0	0	0	0	0	0	0

CAREER STATISTICS

Year	GP-GS	Min	FG-FGA	Pct	3PT-A	Pct	FT-FTA	Pct	O	D	Reb	Avg	Ast	To	PF-FO	Stl	Blk	Pts	Avg
2013-14	23-0	200	13-26	.500	5-11	.455	10-16	.571	5	14	19	0.9	6	11	17-0	6	0	41	1.6
2012-13	25-0	228	12-31	.387	6-21	.286	6-9	.667	3	18	21	0.8	12	21	25-1	6	2	36	1.4
Total	48-0	428	25-57	.439	11-32	.344	16-25	.640	8	32	40	0.9	18	32	42-1	12	2	77	1.6



TRE'SHAUN FLETCHER #10

Freshman • Forward

6'7" • 200

Tacoma, Wash.
(Lincoln HS)

Freshman Year (2013-2014): Injured his left knee at Washington (Jan. 12) • Has returned to practice • Lefthander with a great skill package • More of a true wing • Handles ball well and shoots well • Coach Boyle's says: "He's really a good passer for his position. He's long, athletic, runs the floor well and is great in transition. We think he'll fit in very well with what we're looking to do here. Bottom line is, he can do a lot different things to help you win."

Lincoln HS: Is the all-time leading scorer in the Abes history • Senior year averaged 21 points, 10 rebounds and five assists per game • Helped lead Lincoln to a 23-4 record and third place finish in the state tournament • 3A state player of the year, also first-team all-state, first-team all-league • Three West Central District and Narrows League championships three of four years • Over his four years, the Abes were 82-21 (.796), including a 63-12 mark (.840) during this sophomore, junior, senior years 2013 Rivals.com three-star prospect: No. 26 small forward and No. 143 overall • Scout.com: Ranked as a top-100 player (No. 90) nationally for 2013 • Junior season, was named MVP of the Narrows League, as well as first team all-area and second-team all-state • Averaged 18 points, 11 rebounds and five assists in Lincoln's 18-8 season • Scholarship offers came from Arizona State, Washington State, UCLA, Boise State, Cal Poly, Gonzaga, Oregon State and Santa Clara • Played AAU ball with the Northwest Panthers, whose coach, Gary Ward, called Fletcher "a legitimate 6-foot-6 with a 6-foot-9 wingspan • Multi-skilled, played some one, some two and some three (positions). Ward also described Fletcher as "crafty" and "sometimes a little too unselfish, he is a really good player."

Academics: Open option major in College's Arts and Sciences.

Personal: Born October 5, 1994 • Son of Bobby Ann Fletcher • Is the youngest of four children • Wore jersey number 4 in high school • Biggest moment of high school was trailing by 21 points in the fourth quarter and winning the district championship • "I feel like Colorado is a good fit for me. I love the coaches, the players and the system. I feel like I am a very versatile player. I can guard positions one through three, I can shoot it, I can dribble it and I can pass it. I think colleges like my length, too. I can get in and bang with the fours and fives, too."

SEASON HIGHS

Points	Season	9	Arkansas State (Nov. 18)
FGM	Season	4	Arkansas State (Nov. 18)
FGA	Season	8	vs. Oklahoma State (Dec. 21)
Rebounds	Season	5	at Colorado State (Dec. 3)
O-Rebs	Season	3	vs. Oklahoma State (Dec. 21) at Colorado State (Dec. 3)
D-Rebs	Season	4	UT Martin (Nov. 10)
3-Pt. FGs	Season	1	four times
3-Pt. FGA	Season	4	vs. Oklahoma State (Dec. 21)
FT	Season	2	five times
FTA	Season	5	Kansas (Dec. 7)
Assists	Season	1	three times
Steals	Season	2	Elon (Dec. 13)
Blocks	Season	1	vs. Oklahoma State (Dec. 21) at Air Force (Nov. 30) vs. Baylor (Nov. 8)
Minutes	Season	16	Harvard (Nov. 24)

2013-2014 Game-by-Game (freshman)

Game	GS	Min	FGs	3FGs	FTs	O-D-R	Pf	A	To	BL	ST	Pts	
vs. Baylor	-	15	1-4	0-2	0-0	1-1-2	2	1	1	1	0	2	
UT MARTIN	-	13	2-2	1-1	0-1	0-4-4	2	0	1	0	0	5	
WYOMING	-	2	0-0	0-0	0-0	0-0-0	2	0	0	0	0	0	
JACKSON ST.	-	5	0-0	0-0	0-0	0-0-0	4	0	1	0	0	0	
ARKANSAS ST.	-	13	4-6	1-3	0-2	1-1-2	0	0	0	0	0	9	
UCSB	-	7	2-3	1-2	2-2	0-1-1	1	0	1	0	0	7	
HARVARD	-	16	2-3	0-1	0-0	1-0-1	1	0	0	0	0	4	
at Air Force	-	10	0-2	0-2	0-0	0-0-0	4	0	1	1	0	0	
at Colorado St.	-	7	1-3	0-0	0-0	3-2-5	0	0	0	0	0	2	
KANSAS	-	11	2-3	1-2	2-5	2-0-2	0	0	0	0	0	7	
ELON	-	14	0-1	0-1	0-0	1-2-3	2	1	2	0	2	0	
vs. Okla. State	-	13	3-8	1-4	0-0	3-1-4	2	1	1	1	1	7	
GEORGIA	-	2	0-3	0-2	2-2	0-1-1	0	1	0	0	0	2	
OREGON ST.	-	did not play											
OREGON	-	5	1-2	0-1	1-1	0-1-1	0	0	0	0	0	3	
at Wash. State	-	9	1-3	0-2	2-2	0-2-2	0	0	0	1	0	4	
at Washington	-	10	1-3	0-2	2-2	0-1-1	2	0	1	0	0	4	

INJURED: left knee, has begun workouts/practicing with the team

MISC.

2013-14

Double-Figure Scoring	-
10+ Points	-
5+ Points	5
Double-Doubles	-
Led CU in Scoring	-
Led CU in Rebounds	-
Led CU in Steals	1
Led CU in Blocks	3
3+ Rebounds	4
2+ Assists	-
2+ Steals	1



KEVIN NELSON #12

Junior • Guard
6'2" • 185
Albuquerque, N.M.
(Albuquerque Academy/
Missouri State University-West)

2013-2014 (junior): Is a senior in the classroom, junior on the court • Will return next season (2014-15) • Missed the entire season with a broken right ankle • Played in eight games with three points against UT Martin (Nov. 10).

Missouri State University West Plains (2010-2012): Played and started all 30 games at the point-guard position in 2011-12 • Led the Grizzlies in assists and helped the team to a 21-10 record during the 2011-12 campaign • Second place finish during the Region 16 regular season • Member of the 2010-11 team that reached the pinnacle of NJCAA competitive success with a 31-4, the best in school history • Grizzlies held the NJCAA Poll #1 ranking for five consecutive weeks and finished #1 unanimously in the final two polls • Missouri State-West Plains competes in NJCAA Division I athletics.

2009-2010 (New Mexico): Did not play, injured.

Albuquerque Academy: Three-year letterman in basketball and baseball (a pitcher) • First-team all-state, all-district, and was the 4A Player of the Year in 2009 (basketball) Led 4A in assists as a junior leading the Chargers to second place in the state tournament.

Academics: College major is business with an emphasis in finance.

Personal: Born August 11, 1990 • Son of Ron and Sheila Nelson • Has an older sister, Molly, a 2011 graduate of Bates College • Father played college basketball at New Mexico (1966-68), in addition was a Helms All-American for the Lobos following his senior season of 1967-68; also played professionally in the ABA.



BRETT BRADY #15

Sophomore • Guard
6'1" • 160
One-Year Letterwinner
Highlands Ranch, Colo.

2013-2014: Is a walk-on student-athlete with this year's CU team • Was a practice player with the Buffaloes in 2012-2013 • Has played in four games with a made three-pointer in two of them (UT Martin and Arkansas State).

Highlands Ranch HS: Three-year letterman in basketball • All-Conference first team • Led state of Colorado in made three pointers as a senior • Recorded the most three pointers in a single game (8).

Academics: College major is applied mathematics.

Personal: Born August 15, 1994 in Highlands Ranch, Colo. • Son of Bill and Carolyn Brady • Has six siblings.



BEAU GAMBLE #14

Senior • Guard
6'0" • 180
One-Year Letterwinner
Boulder, Colo. (Fairview HS)

2013-2014 (senior): Is a senior in the classroom, however has one more year of eligibility • Will graduate in May • Eight games played with a three-pointer at Air Force (Nov. 30) and against USC (Jan. 18).

Summer 2013: Member of Athletes In Action team that traveled to Lithuania during August • Team USA went 4-1 • Played in five games • Averaged 1.6 assists, one rebound and 13 minutes a game • High-game was 20 minutes with two assists, one point and one steal • Handed-out four assists and a rebound in 17 minutes in another game.

2012-2013 (junior): Played in five games • Averaged 1.4 points per game • Scored three points in home win over Northern Arizona (Dec. 21) • Two points each against Hartford (Dec. 29) and Oregon (Mar. 7), both home wins • Two years eligibility remaining.

2011-2012 (sophomore): Per NCAA rules sat out the season after transferring from Santa Clara.

2010-2011 (Santa Clara): Played in four games • Averaged 3.3 minutes and 2.0 points per game • First year walk-on who made his first two three-pointers in win over Bethany (Jan. 3) • Also added six points with one rebound and one assist in four minutes • Career-high two assists in season-high six minutes vs. UC Santa Cruz (Feb. 1) • Member of the Broncos basketball team that won the 2011 CIT Championship.

2009-2010 (New Hampton Prep): Attended New Hampton Prep in New Hampshire • Played in six games before he missed the rest of the season with an injury.

Fairview HS: Played in the Rocky Mountain Fall Showcase game all four years, including his sophomore year when he was named Most Valuable Player with 28 points (six three-pointers) • Two-year captain • Four-year basketball letterwinner • Led his team to the state semifinals with a 26-1 record • Led Class 5A in assists his senior year • Scored 29 points in three games and had 10 or more assists in six games • Averaged nine points, seven assists, four rebounds and three steals per game during his senior year • Named second team all-state and first-team all-conference • Averaged 15 points, three assists, and two rebounds his junior year when he was honored second-team all-conference • Played AAU for Boulder Titans and Colorado Chaos • Colorado Chaos won the Great American Shootout • Was a member of student council senate at Fairview and was a 2009 graduate.

Academics: College major is communication.



DUSTIN THOMAS #13

Freshman • Forward

6'7" • 220

Texarkana, Texas
(Pleasant Grove HS)

Freshman Year Preview (2013-2014): Shoots the ball extremely well from the perimeter and can put the ball on the floor • Can play inside and out • Plays with extraordinary energy and can rebound • Exceptional shooter for a "big" (48 percent accuracy from 3-point range as a junior) • Coach Boyle says: "The thing that makes Dustin special is his love for the game, his motor. And shooting, he can really stroke it. But what sets him apart is his love for the game. Every time I talk to him he's going to the gym or on his way back. There's not a day that goes by that he's not trying to get better as a basketball player. I think if anything we've got to kind of tone him down a little; he loves the game and his desire to be great is unquestionable."

Pleasant Grove HS: Helped the Hawks to 29-2 mark, including 3A Region II District 15 regular season title • Pleasant Grove lost to Argyle in regional semifinals • 2013 Rivals.com three-star: No. 28 small forward and No. 150 overall • Pleasant Grove won 29 games last season, with Thomas a big reason for the success • He was 3A Region II District 15 MVP after averaging 20 points, 14 rebounds, five assists and five steals • Made an astounding 48 percent of his three-point attempts • Rivals.com ranks him as a three-star prospect • Ranked as the eighth-best senior prospect in Texas — among a loaded class in the Lone Star State that had three prospects sign with Kentucky • Schools that offered him a scholarship included Oklahoma, Texas-Arlington and Lehigh, with interest being shown by Kansas State, Texas, SMU and Tulsa • Pleasant Grove coach Billy Brewer said Thomas is very comfortable shooting from behind the arc: "Three-point range is pretty easy for him. We run a motion offense and we are going to run until they get the ball in his hands • Dustin can also dribble penetrate and he can go in the post. He can do whatever he wants to do so we try to get the ball in his hands."

Academics: Open Option major in College of Arts & Sciences.

Personal: Born July 26, 1995 • Son of David and Shonda Thomas • On selecting CU, "Going up there (to visit Boulder), I didn't know what to expect. Everything about Colorado was perfect. It is like a big family out there. At first, I didn't even think Colorado would have been where I would choose to go. But once I got out there, it completely turned my impression about it. I loved everything about it. The players made me feel like family. The coaching staff was just real up front and I trust them. They won the Pac-12 (in 2012) and you can tell the fans really show them a lot of love. It is just real fun to be around it and I wanted to be a part of that." • Wore jersey number 13 in high school and was a member of the National Honors Society.

2013-2014 Game-by-Game (freshman)

Game	GS	Min	FGs	3FGs	FTs	O-D-R	Pf	A	To	BL	ST	Pts
vs. Baylor	-	14	1-4	1-2	0-0	3-0-3	4	0	0	0	0	3
UT MARTIN	-	19	3-3	1-1	2-2	0-2-2	2	2	2	0	1	9
WYOMING	-	11	1-3	0-0	0-0	1-1-2	2	0	2	0	0	2
JACKSON ST.	-	17	5-8	1-2	2-4	1-3-4	2	2	3	0	1	13
ARKANSAS ST.	-	18	1-7	0-2	0-0	1-4-5	4	1	0	0	0	2
UCSB	-	13	1-2	0-1	2-2	0-2-2	0	0	0	0	0	4
HARVARD	-	11	0-2	0-2	0-0	0-3-3	2	0	1	0	0	0
at Air Force	-	13	2-3	0-0	3-3	1-2-3	3	1	3	0	0	7
at Colorado St.	-	17	2-5	0-2	0-2	5-0-5	3	0	2	0	0	4
KANSAS	-	16	0-3	0-2	3-6	3-1-4	1	1	1	0	0	3
ELON	-	10	2-2	0-0	5-8	1-0-1	2	0	1	0	0	9
vs. Okla State	-	9	0-3	0-1	0-0	0-0-0	3	0	1	0	0	0
GEORGIA	-	10	1-1	0-0	2-2	2-2-4	1	1	1	1	0	4
OREGON ST.	-	11	0-1	0-0	0-2	1-1-2	2	2	0	0	0	2
OREGON	-	5	0-0	0-0	0-0	0-0-0	2	0	0	0	0	0
at Wash State	-	5	1-1	0-0	0-0	0-0-0	0	0	0	0	0	2
at Washington	-	14	0-1	0-0	0-2	2-1-3	2	0	1	0	0	0
UCLA	-	16	1-2	0-0	1-2	1-3-4	2	1	0	0	0	3
USC	-	18	3-4	0-1	1-3	1-1-2	4	0	3	0	0	7
at Arizona	-	23	2-4	0-1	0-0	0-4-4	2	0	0	0	0	4
at Arizona St.	-	15	2-2	0-0	0-0	1-0-1	3	0	0	0	1	4
UTAH	-	13	0-1	0-1	0-0	1-0-1	3	1	0	0	0	0
WASH STATE	-	17	1-2	1-1	0-0	1-0-1	1	0	2	0	1	3
WASHINGTON	*	19	1-4	1-3	0-0	1-3-4	5	0	2	0	0	3
at UCLA	*	27	1-5	0-1	2-2	2-2-4	4	1	3	0	2	4
at USC	*	21	1-2	0-0	1-2	0-3-3	4	2	5	1	0	3
ARIZONA ST	*	20	3-6	0-2	2-2	1-5-6	4	0	2	1	1	8
ARIZONA	*	18	3-5	0-0	1-3	2-1-3	2	1	2	0	0	7
at Utah	*	15	3-6	1-3	1-2	0-1-1	4	0	2	0	0	8
at Stanford	-	16	0-3	0-2	0-2	0-3-3	2	1	2	0	0	3
at California	-	13	1-5	0-1	0-0	0-1-1	2	0	1	0	0	2

SEASON HIGHS

Points	Season	13	Jackson State (Nov. 16)
FGM	Season	5	Jackson State (Nov. 16)
FGA	Season	8	Jackson State (Nov. 16)
Rebounds	Season	6	Arizona State (Feb. 19)
O-Rebs	Season	5	at Colorado State (Dec. 3)
D-Rebs	Season	5	Arizona State (Feb. 19)
3-Pt. FGs	Season	1	five times
3-Pt. FGA	Season	3	at Utah (March 1)
FT	Season	5	Elon (Nov. 13)
FTA	Season	8	Elon (Nov. 13)
Assists	Season	2	Oregon State (Jan. 2) Jackson State (Nov. 16) UT Martin (Nov. 10)
Steals	Season	2	at UCLA (Feb. 13)
Blocks	Season	1	three times
Minutes	Season	27	at UCLA (Feb. 13)

MISC.

2013-14

Double-Figure Scoring	1
10+ Points	1
5+ Points	8
Led CU in Scoring	-
Led CU in Rebounds	-
Led CU in Blocks	1
4+ Rebounds	9
2+ Assists	4
2+ Steals	1



JARON HOPKINS #23

Freshman • Guard

6'5" • 190

Mesa, Ariz.

(Dobson HS) [Chandler, Ariz.]

Freshman Year Preview (2013-2014): A multi-purpose guard who can play the point, the two spot and the wing • Passes, dribbles and shoots at a high level • Coach Boyle says: "There's not a lot of things he can't do on the basketball court. He's an elite level athlete with a good frame who can run and jump. He's certainly one of the top players in the state if not the top player in the state, in our opinion."

Dobson HS: Senior year averaged 22.2 points, 4.5 rebounds, 2.4 assists and 2.1 steals per game • Dobson went 19-12; lost to Mesa in the second round of the Division I state playoffs • Second-team all-state (Division I) honoree • 2013 Rivals.com: Three-star: 30th ranked shooting guard; Ranked No. 143 nationally by Rivals.com • Averaged 21.8 points, 7.0 rebounds, 6.0 assists, 5.3 steals and 0.8 blocks during his junior season at Basha High School (Chandler, Ariz.) • Hopkins can shoot, going 60 percent from the field as a junior, including 37 percent from beyond the arc and 57 percent from the free throw line • Scored 20 or more points 16 times and led his state's Section II in points, steals and assists in a 22-7 season that saw the Bears advance to the second round of the AIA Division I playoffs and a No. 10 state ranking • His 5.3 steals per game in 2011-12, led the state of Arizona and ranked #23 nationally • Other western schools pursuing him included Washington State, Oregon State, Arizona State, New Mexico, Boise State, Colorado State, USC and UTEP • Played AAU ball last spring and summer for the Compton Magic.

Academics: Open option major in College's Arts and Sciences.

Personal: Born November 14, 1994 • Son of Brian and Veronika Hopkins • One of three children • Wore jersey number 1 in high school • Set the school scoring record for points in a game with 43 on Jan. 27, 2012 • Involved in summer camp teaching/mentoring kids • "I feel like I fit in with the team and I love the campus. I just like the school in general."

2013-2014 Game-by-Game (freshman)

Game	GS	Min	FGs	3FGs	FTs	O-D-R	Pf	A	To	BL	ST	Pts
vs. Baylor	-	12	1-3	0-0	0-0	1-0-1	0	0	1	0	1	2
UT MARTIN	-	18	4-7	0-2	1-2	1-3-4	2	3	2	0	2	9
WYOMING	-	10	0-1	0-0	0-1	0-1-1	3	1	1	0	0	0
JACKSON ST.	*	19	4-6	1-2	3-6	0-3-3	1	2	0	0	0	12
ARKANSAS ST.	*	19	2-6	1-4	5-6	2-4-6	0	2	1	0	0	10
UCSB	-	19	2-7	0-1	0-1	1-1-2	2	1	2	0	0	4
HARVARD	-	11	0-1	0-0	0-0	1-1-2	1	0	1	1	1	0
at Air Force	-	16	3-6	3-5	0-0	0-0-0	2	2	0	0	0	9
at Colorado St.	-	16	4-5	2-2	0-0	0-4-4	4	0	1	0	2	10
KANSAS	*	27	1-4	1-3	0-0	0-4-4	4	3	2	0	1	3
ELON	*	18	0-2	0-1	0-4	0-2-2	3	0	1	0	0	0
vs. Okla. State	-	14	1-3	0-1	0-1	2-1-3	2	0	0	0	0	2
GEORGIA	-	18	2-7	1-3	0-0	2-1-3	3	0	0	0	1	5
OREGON ST.	-	21	5-8	2-4	1-2	1-0-1	2	0	2	0	0	13
OREGON	-	17	2-3	1-2	0-0	0-1-1	3	1	0	0	1	5
at Wash. State	-	15	0-1	0-1	0-2	0-2-2	3	0	0	0	0	0
at Washington	-	20	3-8	0-2	1-2	1-0-1	1	1	1	1	1	7
UCLA	*	25	1-6	0-3	0-0	0-2-2	3	2	5	0	2	2
USC	*	20	3-7	0-3	4-4	0-3-3	1	0	0	0	2	10
at Arizona	*	24	1-6	0-2	2-3	0-1-1	5	0	5	0	2	4
at Arizona St.	*	22	1-5	0-2	0-0	1-1-2	1	1	1	0	0	2
UTAH	*	5	0-1	0-1	0-0	1-0-1	2	0	3	0	0	0
WASH ST.	-	20	1-5	0-3	0-0	0-3-3	1	2	2	0	2	5
WASHINGTON	-	29	2-5	0-0	1-3	1-9-10	4	1	1	0	0	5
at UCLA	-	21	4-7	0-1	0-0	0-0-0	2	0	0	0	0	8
at USC	-	23	3-8	2-5	2-3	0-1-1	2	4	1	0	3	10
ARIZONA ST	-	19	1-4	1-2	0-0	2-3-5	2	1	1	0	1	3
ARIZONA	-	21	1-5	1-2	1-2	0-0-0	1	0	0	0	0	4
at Utah	-	19	3-6	3-4	0-0	1-1-2	2	0	1	0	1	9
at Stanford	-	14	1-3	1-2	0-0	0-1-1	2	0	0	0	0	3
at California	-	19	2-5	1-4	0-2	1-2-3	2	2	2	1	1	5

SEASON HIGHS

Points

Season 13 Oregon State (Jan. 2)

FGM

Season 5 Oregon State (Jan. 2)

FGA

Season 8 at USC (Feb. 16)
at Washington (Jan. 12)
Oregon State (Jan. 2)

Rebounds

Season 10 Washington (Feb. 9)

O-Rebs

Season 2 four times

D-Rebs

Season 9 Washington (Feb. 9)

3-Pt. FGs

Season 3 at Utah (March 1)
at Air Force (Nov. 30)

3-Pt. FGA

Season 5 at Air Force (Nov. 30)

FT

Season 5 Arkansas State (Nov. 18)

FTA

Season 6 Arkansas State (Nov. 18)
Jackson State (Nov. 16)

Assists

Season 4 at USC (Feb. 16)

Steals

Season 3 at USC (Feb. 16)

Blocks

Season 1 three times

Minutes

Season 29 Washington (Feb. 9)

MISC.

2013-14

Double-Figure Scoring	6
15+ Points	-
10+ Points	6
10+ Rebounds	1
Led CU in Scoring	1
Led CU in Rebounds	1
Led CU in Assists	3
Led CU in Steals	8
4+ Rebounds	6
2+ Assists	8
2+ Steals	7



GEORGE KING #24

Freshman • Guard/Forward
 6'5 1/2" • 208
 San Antonio, Texas
 (Brennan HS)

Freshman Year Preview (2013-2014): Versatile athlete • Signed as the fourth freshmen to the team in May 2013 • Coach Boyle says, "He can rebound, block shots, shoot and defend." Boyle also said CU was "kind of late to the party" in recruiting King, who conceded he was a "late bloomer" and didn't start attracting major attention until late in his senior season and went through the April signing period unsigned • Impressed coach Boyle while playing for a New Mexico-based team during the Mile High Classic basketball tournament in Denver.

Brennan HS: During his senior year, averaged 17.1 points, 11.3 rebounds and 1.6 blocks per game in leading the Brennan Bears to a 39-3 record and an appearance in the 4A state semi-finals • Shot 60 percent from the field • Named both TABC All-State and District 28-4A MVP • As a senior he recorded 25 double-doubles and had two 20-20 games with 23 points and 20 rebounds against Warren (Nov. 12) and 20 points and 20 rebounds against Lanier (Jan. 29) including 12 rebounds in one quarter • As a junior, was an all-area selection • Helped the Bears to 75-9 record (.893) over his two years, including a 39-3 mark during his senior year.

Academics: College major is psychology.

Personal: Born January 15, 1994 • Son of George and Tresse King • Is one of two children • Selected CU because "I visited here like any other athlete would do and fell in love with Boulder. For me it wasn't a surprise at all. I knew where I wanted to go; that's why I signed with the Colorado Buffaloes."

2013-2014 Game-by-Game (freshman)

Game	GS	Min	FGs	3FGs	FTs	O-D-R	Pf	A	To	BL	ST	Pts
vs. Baylor	-	2	0-1	0-1	1-2	1-0-1	0	0	0	0	0	1
UT MARTIN	-	5	0-2	0-1	0-0	0-3-3	0	1	0	0	0	0
WYOMING	-	2	0-0	0-0	0-1	0-0-0	0	0	0	0	0	0
JACKSON ST.	-	11	1-1	0-0	0-1	0-7-7	2	0	2	0	1	2
ARKANSAS ST.	-	15	3-4	2-2	3-3	1-3-4	1	1	0	1	0	11
UCSB	-	7	1-1	0-0	0-0	0-1-1	0	0	2	0	0	2
HARVARD	-	1	0-0	0-0	0-0	0-0-0	0	0	0	0	0	0
at Air Force	-	7	2-3	1-2	0-0	0-4-4	2	0	0	0	0	5
at Colorado St.	-	6	0-2	0-2	0-0	0-2-2	0	1	0	0	0	0
KANSAS	-	2	0-2	0-0	0-0	1-1-2	1	0	0	0	0	0
ELON	-	18	2-6	0-3	6-10	1-4-5	1	0	1	0	0	10
vs. Okla. State	-	1	0-0	0-0	0-0	0-0-0	0	0	0	0	0	0
GEORGIA	-	1	0-0	0-0	0-0	0-0-0	0	0	0	0	0	0
OREGON ST.	did not play											
OREGON	-	0+	0-0	0-0	0-0	0-0-0	0	0	0	0	0	0
at Wash. State	-	1	0-0	0-0	0-0	0-0-0	0	0	0	0	0	0
at Washington	-	3	0-0	0-0	0-0	0-0-0	0	0	0	0	0	0
UCLA	did not play											
USC	-	16	1-6	1-3	2-2	1-1-2	4	3	0	0	2	5
at Arizona	-	6	0-0	0-0	0-0	0-1-1	0	0	0	0	0	0
at Arizona St.	-	2	1-1	0-0	0-0	0-0-0	1	0	0	0	0	0
UTAH	-	4	0-0	0-0	0-0	0-1-1	0	1	0	0	0	0
WASH. STATE	-	16	1-5	0-3	0-0	0-3-3	1	0	0	0	0	2
WASHINGTON	-	6	0-1	0-0	2-2	0-1-1	0	0	0	0	0	2
at UCLA	-	4	0-2	0-2	0-0	0-1-1	0	0	0	0	0	0
at USC	-	3	0-0	0-0	1-2	0-0-0	1	0	3	0	0	1
ARIZONA ST	-	4	0-0	0-0	0-0	0-2-2	0	0	1	0	0	0
ARIZONA	-	3	0-0	0-0	0-0	0-0-0	0	0	1	0	0	0
at Utah	did not play											
at Stanford	did not play											
at California	did not play											

SEASON HIGHS

Points	Season	11	Arkansas State (Nov. 18)
FGM	Season	3	Arkansas State (Nov. 18)
FGA	Season	6	twice
Rebounds	Season	7	Jackson State (Nov. 16)
O-Rebs	Season	1	four times
D-Rebs	Season	7	Jackson State (Nov. 16)
3-Pt. FGs	Season	2	Arkansas State (Nov. 18)
3-Pt. FGA	Season	3	Washington State (Feb. 5) Elon (Nov. 13)
FT	Season	6	Elon (Nov. 13)
FTA	Season	10	Elon (Nov. 13)
Assists	Season	3	USC (Jan. 18)
Steals	Season	2	USC (Jan. 18)
Blocks	Season	-	
Minutes	Season	18	Elon (Nov. 13)

MISC. 2013-14

Double-Figure Scoring	2
10+ Points	2
5+ Points	3
Double-Doubles	-
Led CU in Scoring	-
Led CU in Rebounds	1
Led CU in Assists	-
Led CU in Steals	1
4+ Rebounds	4
2+ Assists	1
2+ Steals	1



SPENCER DINWIDDIE #25

Junior • Point-Guard
6'6" • 200
Two-Year Letterwinner
Woodland Hills, Calif.
(Taft HS)

Career: Left knee injury (ACL) at Washington (Jan. 12), out for the remainder of the season • Career scoring average: 13.0 points per game • Also averaging 3.4 rebounds, 2.6 assists, 1.1 steals per game • Ranks third in free throw percentage (.830) and fourth in three-point percentage (.386) • No. 11 in starts (86) • No. 17 in minutes (2,590) • No. 20 in assists (227) • No. 20 in steals (97) • No. 23 in scoring (1,115 pts.) • Made 33-straight free throws (Feb. 7-21, 2013; 5 games) - third longest in school history.

Summer of 2013: One of 12 collegiate student-athletes named to the 2013 USA Basketball Men's World University Games Team in Kazan, Russia • Americans finished third in Group C missing out on the medal round and finished in ninth place overall • USA won six games tying for third overall with the most victories in the 24-country field • Dinwiddie was the lone Pac-12 Conference player on the roster • One of three players on Team USA to start all eight games • Averaged 7.9 points and 2.6 rebounds per game • Led Team USA with 44 assists (5.5 apg.) and with 12 steals (1.5 spg.) • Made 50 percent of shots (25-of-50) • Had five games with at least six assists (three games with eight dimes; seven and six assists in the others).

2012-2013 (sophomore): A key contributor helping the Buffaloes to their second consecutive NCAA Tournament appearance, a school-first in back-to-back years since 1961-62 & 1962-63 (50 years) • Started every game (33) • First in scoring (15.3 ppg.); assists (99, 3.0) and free throw percentage (82.5%) • Led CU in scoring: 15 times; assists: 20 times (2 shared); steals: eight times (2 shared); blocks: 6 times (6 shared) • 505 points scored (ninth among all CU sophomores), 198 of them came from free throw line • Teamed with Askia Booker (410 pts.) to break CU sophomore tandem record (915 points) • Also formed best one-two backcourt scoring punches with Booker among BCS schools (27.7 ppg.), fourth overall in Division I • Tallied 18+ points: 13 times • 10+ points: 26 times.

NATIONAL: No. 90 nationally in FT% (82.5) and No. 179 nationally with 15.3 ppg. • One of five guards in the country who can get to the free throw line without taking many shots from the field (min. 150 FGA): 313 FGA 240 FTA = 1.30 • Of the major conferences, one of six sophomores who led their team in points (505), assists (99) and 3-point field goals (47) • Set a school record performing the perfect game scoring the most points ever by a Buffalo without missing a shot (6-of-6 FG, 4-of-4 3 pt., 8-of-8 FT) at Oregon State (Feb. 9) • Also was one of two CU players of major conference players to not miss a shot from the field and scoring at least 22 points.

2012-2013 Pac-12 Conference (all games): No. 4 in free throw percentage (.825); t-No. 8 in scoring (15.3); No. 10 in assist-turnover ratio (1.4); No. 11 in steals (1.3); No. 12 in assists (3.0) • One of two players to make 16 free throws in a game (vs. Texas Southern, Nov. 27) • Only player to have at least 18 FT attempts in a game (vs. Texas Southern, Nov. 27) • One of two players to be listed three times (min. 8) being perfect at free throw line (14-of-14 vs. Arizona State, Feb. 16; 9-of-9 vs. Arizona, Feb. 14; 8-of-8 at Oregon State, Feb. 10).

2012-2013 Pac-12 Conference (conference-only): No. 4 in free throw percentage (.858); No. 6 in scoring (16.0); t-No. 7 in assist-turnover ratio (1.7); No. 8 in steals (1.5); No. 10 in assists (3.2) • only men's player to make 14 free throws in conference game • Only player to be listed three times (min. 8) being perfect at free throw line.

Awards: 2012-13 All-Pac-12 Conference first team selection • U.S. Basketball Writers Association (USBWA) All-District VIII first team • NABC Coaches' District 20 Second Team • Chauncey Billups MVP Award (voted by players) • Jay Humphries Assist Award (team leader in assists) • Named to Bob Cousy Watch List (Dec. 2012) • College Sports Madness Pac-12 Conference second team • College Sports Madness Pac-12 Men's Basketball Player of the Week (Feb. 18) • 2011-12 Pac-12 Conference All-Freshman Team • Nominee in ESPN.com Page 2's "Coolest Name in the NCAA tournament" bracket (Round of 16).

SEASON/CAREER HIGHS

Points			
Season	28	at Colorado State (Dec. 3)	
Career	29	Colorado State (Dec. 5, 2012)	
FGM			
Season	8	at Colorado State (Dec. 3)	
Career	9	UCLA (Jan. 12, 2013)	
FGA			
Season	14	vs. Oklahoma State (Dec. 21) at Colorado State (Dec. 3)	
Career	20	at Arizona State (Jan. 6, 2013)	
Rebounds			
Season	7	Wyoming (Nov. 13)	
Career	9	at USC (Jan. 26, 2012)	
O-Rebs			
Season	3	Wyoming (Nov. 13)	
Career	3	Wyoming (Nov. 13) at California (Mar. 2, 2013) at Colorado St. (Nov. 30, 2011) Ft. Lewis Coll. (Nov. 11, 2011)	
D-Rebs			
Season	5	three times	
Career	9	at USC (Jan. 26, 2012)	
3-Pt FGs			
Season	4	Harvard (Nov. 24)	
Career	5	Colorado State (Dec. 5, 2012) Texas Southern (Dec. 22, 2011)	
3-Pt FGA			
Season	7	Harvard (Nov. 24)	
Career	9	at Wyoming (Dec. 1, 2012)	
FTM			
Season	14	UC Santa Barbara (Nov. 21)	
Career	16	Texas Southern (Nov. 27, 2012)	
FTA			
Season	15	UC Santa Barbara (Nov. 21)	
Career	18	Texas Southern (Nov. 27, 2012)	
Assists			
Season	7	Oregon (Jan. 5), Elon (Dec 13), Kansas (Dec. 7)	
Career	7	Oregon (Jan. 5), Elon (Dec. 13), Kansas (Dec. 7), Ariz. (Feb. 14, 2013)	
Steals			
Season	6	Jackson State (Nov. 16)	
Career	6	Jackson State (Nov. 16)	
Blocks			
Season	1	four times	
Career	2	5 times, most recent: Texas Southern (Nov. 27, 2012)	
Minutes			
Season	37	Oregon (Jan. 5)	
Career	43	Texas Southern (Nov. 27, 2012)	

CAREER STATISTICS

Year	GP-GS	Min	FG-FGA	Pct	3PT-A	Pct	FT-FTA	Pct	O	D	Reb	Avg	Ast	To	PF-FO	Stl	Blk	Pts	Avg
2013-14	17-17	529	61-131	.466	26- 63	.413	102-119	.857	8	44	52	3.1	64	30	32-0	26	4	250	14.7
2012-13	33-33	1073	130-313	.415	47-139	.338	198-240	.825	9	96	105	3.2	99	73	65-0	44	16	505	15.3
2011-12	36-36	988	99-246	.402	42- 96	.438	120-147	.816	25	106	131	3.6	64	50	84-5	27	9	360	10.0
Totals	86-86	2590	290-690	.420	115-298	.386	420-506	.830	42	246	288	3.4	227	153	181-5	97	29	1115	13.0

2011-2012 (freshman): Member of the Pac-12 Conference Tournament Championship team and the automatic berth to the NCAA Tournament winning four games in four days at the Staples Center in Los Angeles • At the conference tourney, averaged 9.5 points, 2.8 rebounds, and made 92.9 percent from the free throw line (13-of-14); also had a team-high five treys • One of two players to start every game (36) • Averaged 27.4 minutes, 10.0 points, 3.6 rebounds, 1.8 assists per game • Second on the team with 42 three-pointers • Teamed with Askia Booker (317) to form the best 1-2 freshmen scoring pair in school history combining for 677 points; only pair ever to score over 250 or more points.

Academics: College major is communication.

Personal: Born April 6, 1993 • Son of Malcolm and Stephanie Dinwidie • Younger brother, Taylor, is a high school junior • Graduated Taft HS with honors.

2012-13 Game-by-Game (junior)

Game	GS	Min	FGs	3FGs	FTs	O-D-R	Pf	A	To	BL	ST	Pts
vs. Baylor	*	36	2-12	1-5	5-7	1-4-5	2	4	1	1	0	10
UT MARTIN	*	27	2-3	0-0	9-10	1-5-6	3	1	2	0	1	13
WYOMING	*	30	2-9	1-4	10-13	3-4-7	3	1	3	0	1	15
JACKSON ST.	*	31	2-4	1-1	6-6	1-1-2	0	6	2	0	6	11
ARKANSAS ST.	*	25	4-5	2-2	3-4	0-2-2	2	5	0	1	2	13
UCSB	*	35	4-9	2-6	14-15	0-5-5	1	2	0	1	1	24
HARVARD	*	35	5-9	4-7	3-4	0-4-4	1	2	2	0	0	17
at Air Force	*	24	3-5	1-3	0-0	0-0-0	1	5	3	0	2	7
at Colorado St.	*	36	8-14	1-4	11-11	0-2-2	0	4	0	0	2	28
KANSAS	*	31	3-8	1-5	8-10	0-1-1	4	7	1	1	0	15
ELON	*	34	5-7	2-3	5-6	1-5-6	0	7	4	0	2	17
vs. Okla. State	*	31	6-14	2-5	4-4	0-2-2	4	3	2	0	2	18
GEORGIA	*	30	4-5	2-3	7-7	0-1-1	2	2	3	0	1	17
OREGON ST.	*	34	2-9	2-7	3-4	0-3-3	4	5	1	0	3	9
OREGON	*	37	5-9	3-4	10-11	1-3-4	4	7	5	0	1	23
at Wash. State	*	38	2-5	1-3	1-4	0-2-2	1	2	0	0	2	6
at Washington	*	15	2-4	0-1	3-3	0-0-0	0	1	1	0	0	7

INJURED: Out for the Season (ACL, left knee)

MISC. '13-14 SEASON CAREER

Double-Figure Scoring	13	60
20+ Points	3	11
15+ Points	9	37
Double-Doubles	-	-
Led CU in Scoring	6	30
Led CU in Rebounds	-	1
Led CU in Assists	11	38
Led CU in Steals	8	25
Led CU in Blocks	3	13
5+ Rebounds	5	27
4+ Assists	9	25
2+ Steals	7	25
2+ Blocks	-	5

2012-13 Game-by-Game (sophomore)

Game	GSM	Min	FGs	3FGs	FTs	O-D-R	Pf	A	To	BL	ST	Pts
WOFFORD	*	29	3-6	1-3	6-9	0-5-5	1	4	0	2	0	13
vs. Dayton	*	29	3-8	1-1	5-8	0-5-5	3	1	1	2	2	12
vs. Baylor	*	31	4-7	2-3	1-5	1-5-6	1	0	3	1	0	11
vs. Murray State	*	35	1-5	1-3	11-12	0-4-4	3	3	4	0	2	14
AIR FORCE	*	31	4-4	3-3	4-6	1-6-7	2	2	5	0	0	15
TX SOUTHERN	*	43	3-12	2-6	16-18	0-3-3	1	3	1	2	1	24
at Wyoming	*	37	8-14	4-9	4-6	1-5-6	0	4	1	0	1	24
COLORADO ST.	*	36	8-10	5-7	8-10	0-2-2	1	3	2	1	1	29
at Kansas	*	21	1-4	0-2	2-2	0-0-0	3	2	2	1	0	4
at Fresno State	*	34	0-4	0-1	1-2	0-0-0	0	0	5	0	1	1
N. ARIZONA	*	16	6-9	1-2	2-2	1-5-6	1	5	3	0	4	15
HARTFORD	*	27	2-5	0-3	7-7	0-6-6	1	6	3	0	1	21
at Arizona	*	29	3-8	0-3	5-8	0-5-5	4	2	4	0	1	11
at Arizona State	*	38	8-20	1-8	2-2	0-2-2	1	4	2	0	3	19
USC	*	30	1-7	1-3	2-4	0-3-3	1	2	1	0	5	5
UCLA	*	36	9-16	2-6	3-4	0-2-2	4	2	1	0	0	23
at Washington	*	33	5-11	0-3	5-5	0-2-2	3	1	0	0	0	15
at Washington St.	*	34	5-8	1-2	5-5	1-2-3	1	2	2	1	1	16
STANFORD	*	33	3-7	0-1	6-8	0-3-3	2	4	3	1	1	12
CALIFORNIA	*	29	3-8	1-3	9-10	0-1-1	3	4	1	0	1	16
at Utah	*	36	5-10	2-4	6-9	0-1-1	1	3	3	0	1	18
at Oregon	*	34	3-9	0-2	2-3	0-0-0	1	4	4	1	0	8
at Oregon State	*	29	6-6	4-4	8-8	0-3-3	4	4	2	1	0	24
ARIZONA	*	36	5-9	2-5	9-9	0-0-0	2	7	2	0	0	21
ARIZONA ST.	*	39	4-13	2-7	14-14	0-1-1	4	3	2	0	2	24
UTAH	*	35	3-9	1-6	6-8	0-4-4	1	3	3	1	3	13
at Stanford	*	37	6-17	1-5	6-7	1-3-4	1	1	1	1	3	19
at California	*	36	2-15	1-5	4-4	3-3-6	4	4	1	0	0	9
OREGON	*	32	3-9	2-5	9-10	0-7-7	3	6	1	0	1	17
OREGON ST.	*	32	4-12	2-8	8-9	0-5-5	1	2	2	1	5	18
vs. Oregon St.	*	37	4-11	3-7	9-11	0-1-1	1	2	2	0	2	20
vs. Arizona	*	34	4-12	1-4	9-10	0-0-0	2	2	2	0	2	18
vs. Illinois	*	25	1-8	0-5	4-5	0-2-2	4	4	4	0	0	6

2011-12 Game-by-Game (freshman)

Game	GS	Min	FGs	3FGs	FTs	O-D-R	Pf	A	To	BL	ST	Pts
FORT LEWIS	*	22	2-9	0-1	3-4	3-4-7	5	3	2	0	0	7
vs. Wichita State	*	27	2-7	1-2	2-2	0-0-0	1	1	2	0	1	7
vs. Maryland	*	12	1-5	1-2	0-0	0-0-0	5	1	0	0	0	3
vs. W. Michigan	*	23	1-5	1-2	2-2	1-3-4	0	2	0	2	0	5
at Air Force	*	18	1-4	0-1	0-0	1-4-5	4	0	2	0	0	2
GEORGIA	*	27	4-8	1-4	7-8	0-7-7	1	1	0	0	1	16
at Colorado State	*	30	6-10	2-3	2-6	3-5-8	2	1	1	1	0	16
FRESNO STATE	*	28	4-6	2-3	5-6	1-1-2	2	1	2	0	0	15
WYOMING	*	33	5-9	2-3	4-4	1-3-4	3	0	0	0	0	16
CSU BAKERSFIELD	*	25	2-6	0-2	9-10	1-3-4	1	1	1	0	0	13
TEXAS SOUTHERN	*	32	5-7	5-6	3-4	1-2-3	2	1	3	0	0	18
NEW ORLEANS	*	23	3-5	0-1	6-6	0-5-5	2	6	1	0	1	12
UTAH	*	26	6-12	4-7	3-3	0-3-3	1	2	0	1	2	19
WASHINGTON	*	30	2-8	1-2	8-9	0-2-2	3	5	1	0	1	13
WASHINGTON ST	*	26	1-6	1-4	2-4	0-2-2	4	3	3	0	0	5
at California	*	17	1-5	0-3	0-2	0-1-1	5	1	2	0	0	2
at Stanford	*	32	3-10	2-3	3-3	2-4-6	4	2	5	0	0	11
ARIZONA STATE	*	25	3-9	1-4	5-6	1-5-6	0	0	0	0	1	12
ARIZONA	*	32	4-8	1-3	4-5	0-4-4	1	1	0	1	2	13
at USC	*	28	3-7	0-1	2-2	0-9-9	0	1	2	1	1	8
at UCLA	*	29	4-10	0-3	1-2	1-3-4	0	3	0	0	1	9
OREGON STATE	*	23	3-5	1-1	3-4	0-0-0	2	4	1	0	1	10
OREGON	*	29	5-9	3-4	3-3	0-2-2	4	1	2	0	2	16
at Arizona	*	33	4-10	1-3	1-2	0-2-2	0	3	2	0	3	10
at Arizona State	*	34	4-6	3-5	4-4	0-5-5	1	1	2	2	0	15
at Utah	*	32	2-4	0-0	5-6	1-5-6	2	2	0	0	1	9
STANFORD	*	13	0-4	0-1	1-2	2-0-2	5	2	1	0	0	1
CALIFORNIA	*	30	4-9	3-5	4-4	1-2-3	1	2	3	0	0	15
at Oregon	*	34	2-7	0-4	8-9	0-2-2	2	2	1	0	2	12
at Oregon State	*	27	0-4	0-0	0-0	0-3-3	5	3	3	0	0	0</



BEN MILLS #32

Senior • Center

7'0" • 230

Three-Year Letterwinner

Hartland, Wis.

(Arrowhead HS)

2012-2013 (junior): Seven games played • Averaged 1.0 points, 1.7 rebounds per game • Scored a season-best four points on 2-for-2 FG shooting in home win against Stanford (Jan. 24) • Career-high five boards in home win against Northern Arizona (Dec. 21) • Shot 60 FG percent (3-for-5) • Helped the Buffaloes to their second consecutive NCAA Tournament appearance, a school-first in back-to-back years since 1961-62 & 1962-63 (50 years).

2011-2012 (sophomore): Played in seven games averaging three minutes, one point and 1.1 rebounds a game • Season-best six minutes in home win against New Orleans (Dec. 28) • Scored two points in three games (at Oregon State, Mar. 3; New Orleans, Dec. 28; For Lewis College, Nov. 11) • Grabbed two rebounds in three games as well (at Oregon State; UNO; Utah, Dec. 31) • Shot 60 percent from the field (3-of-5).

2010-2011 (freshman): 19 games averaging 4.8 minutes, 1.4 points and 1.2 rebounds • Scored a season-best six points in home win against The Citadel (Dec. 17) • Added another five points with a season-high four rebounds three days later in a win against Longwood (Dec. 19) • Also had four rebounds and two steals in CU's NIT home victory against Cal (Mar. 18).

Arrowhead HS: Averaged 17.1 points, 11.2 rebounds, and 1.4 blocks per game • Helped lead Arrowhead to a 25-3 record and the WIAA Division 1 state championship during his senior year • First-team all-state honors (Associated Press and Wisconsin Basketball Coaches Association).

Academics: College major is English with an emphasis in creative writing • Enjoys writing fiction short stories • 2013 winner of the CU Most Improved Student Award.

Personal: Born March 30, 1992 • Son of Patrick and Susan Mills • Father played basketball at St. Mary's • Three older sisters, Katie; and twin sisters, Amanda (East Carolina) and Meghan (Mercer) played college basketball • Great uncle, Ed Mills was the starting center on the 1947 Wisconsin Big Ten championship team; Uncle (Mike Mills) played at Marquette.

2013-2014 Game-by-Game (senior)

Game	GS	Min	FGs	3FGs	FTs	O-D-R	Pf	A	To	BL	ST	Pts
vs. Baylor	-	3	0-0	0-0	0-0	1-0-1	0	1	0	0	0	0
UT MARTIN	-	3	0-0	0-0	0-0	1-0-1	0	0	0	0	0	0
JACKSON ST.	-	11	1-1	0-0	3-4	0-3-3	0	0	0	0	0	5
ARKANSAS ST.	-	7	2-5	0-0	0-0	0-0-0	1	0	0	0	0	4
at Air Force	-	5	0-1	0-0	2-2	1-1-2	0	0	0	0	0	2
KANSAS	-	10	2-3	0-0	0-0	2-1-3	1	0	0	0	0	4
ELON	-	5	1-1	0-0	1-2	0-0-0	2	0	1	0	0	3
vs. Okla. State	-	1	0-0	0-0	0-0	0-0-0	0	0	0	0	0	0
GEORGIA	-	3	0-0	0-0	0-0	0-0-0	0	0	1	0	0	0
OREGON	-	0+	0-0	0-0	0-0	0-0-0	0	0	0	0	0	0
at Washington	-	3	0-0	0-0	0-0	0-0-0	0	0	1	0	0	0
UCLA	-	1	0-0	0-0	0-0	0-0-0	0	0	0	0	0	0
USC	-	11	2-3	0-0	0-0	1-4-5	1	0	1	1	0	4
at Arizona St.	-	5	1-1	0-0	0-0	0-0-0	0	0	1	0	0	2
UTAH	-	3	0-0	0-0	0-0	1-0-1	0	1	0	0	0	0
WASHINGTON	-	10	0-0	0-0	0-0	0-1-1	1	2	0	0	0	0
at UCLA	-	3	0-0	0-0	0-0	0-1-1	0	0	0	0	0	0
at USC	-	3	0-1	0-0	0-0	0-0-0	0	0	0	0	0	0
ARIZONA ST	-	0+	0-0	0-0	0-0	0-0-0	0	0	0	0	0	0
ARIZONA	*	7	1-2	1-1	2-2	0-0-0	2	0	0	0	1	5
at Utah	-	3	0-1	0-0	0-0	0-0-0	1	0	0	0	0	0
at Stanford	-	5	1-3	0-0	0-0	1-1-2	1	0	0	0	0	2

2012-13 Game-by-Game (junior)

Game	GS	Min	FGs	3FGs	FTs	O-D-R	Pf	A	To	BL	ST	Pts
at Kansas	-	2	0-0	0-0	0-0	0-0-0	0	0	0	0	0	0
NO. ARIZONA	-	8	1-1	0-0	0-0	0-5-5	0	1	2	0	1	2
HARTFORD	-	5	0-2	0-0	0-0	1-2-3	0	0	0	0	0	0
STANFORD	-	1	2-2	0-0	0-0	0-1-1	0	0	0	0	0	4
CAL	-	0+	0-0	0-0	0-0	0-0-0	0	0	0	0	0	0
OREGON	-	2	0-0	0-0	0-0	0-1-1	0	0	0	0	0	0
vs. Arizona	-	5	0-0	0-0	1-2	0-2-2	0	0	0	0	0	1

CAREER STATISTICS

Year	GP-GS	Min	FG-FGA	Pct	3PT-A	Pct	FT-FTA	Pct	O	D	Reb	Avg	Ast	To	PF-FO	Stl	Blk	Pts	Avg
2013-14	22-1	94	11-22	.500	1-1	1.000	8-10	.800	8	12	20	0.9	4	5	10-0	1	1	31	1.4
2012-13	7-0	23	3-5	.600	0-0	.000	1-2	.000	1	11	12	1.7	1	2	0-0	1	0	7	1.0
2011-12	7-0	21	3-5	.600	0-0	.000	1-3	.333	2	6	8	1.1	0	3	2-0	0	0	7	1.0
2010-11	20-0	95	12-29	.414	0-0	.000	2-6	.333	11	12	23	1.2	0	7	5-0	2	2	26	1.4
TOTAL	56-1	233	29-61	.475	1-1	1.000	12-21	.571	22	41	63	1.1	5	17	17-0	4	3	71	1.3

SEASON/CAREER HIGHS

Points		
Season	5	Jackson State (Nov. 16)
Career	6	The Citadel (Dec. 17, 2010)
FGM		
Season	2	three times
Career	3	The Citadel (Dec. 17, 2010)
FGA		
Season	5	Arkansas State (Nov. 18)
Career	5	Arkansas State (Nov. 18) Longwood (Dec. 19, 2010)
Rebounds		
Season	5	USC (Jan. 18)
Career	5	USC (Jan. 18) Northern Ariz. (Dec. 21, 2012)
O-Rebs		
Season	2	Kansas (Dec. 7)
Career	2	five times, recent: Kansas (Dec. 7)
D-Rebs		
Season	4	USC (Jan. 18)
Career	5	Northern Ariz. (Dec. 21, 2012)
FT		
Season	3	Jackson State (Nov. 16)
Career	3	Jackson State (Nov. 16)
FTA		
Season	4	Jackson State (Nov. 16)
Career	4	Jackson State (Nov. 16)
Assists		
Season	2	Washington (Feb. 9)
Career	2	Washington (Feb. 9)
Steals		
Season	1	Jackson State (Nov. 16)
Career	2	California (Mar. 18, 2011)
Blocks		
Season	1	USC (Jan. 18)
Career	2	Kansas State (Feb. 12, 2011)
Minutes		
Season	11	USC (Jan. 18)
	11	Jackson State (Nov. 16)
Career	11	USC (Jan. 18)
	11	Jackson State (Nov. 16)



JOSH SCOTT #40

Sophomore • Forward

6'10" • 245

One-Year Letterwinner

Monument, Colo. (Lewis-Palmer HS)

2012-2013 (freshman): Averaged 10.2 points, 5.7 rebounds, 28.2 minutes per game • Second in field goal percentage (48.6), free throw percentage (74.7) and rebounding (178, 5.7 rpg.) • Fourth in scoring (317, 10.2 ppg.) • Started 30 of 31 games • Netted 10+ points in 16 of 31 games • Five games 10+ rebounds with a season-best 14 vs. Illinois; also had season-high three blocks against the Illini • Led team in scoring five times and rebounding five times (one shared) • Two double-doubles: season-high 21 points with 10 rebounds in home win against Hartford (Dec. 29); 18 points, 12 rebounds in double-overtime home victory versus Texas Southern (Nov. 27) • Teamed with Xavier Johnson (295 pts.) to form the second most freshman points scored in school history (612 pts.).

Awards: 2012-2013 Pac-12 Conference All-Freshman team • One of three finalists for the Male Freshman Athlete of the Year Award at the 13th Annual CUSPY Awards (CU Sports Performers of the Year).

Lewis-Palmer HS: Scored a state-leading 799 points as a senior during the 2011-12 season • Finished prep career scoring the third most points in the state • Averaged 28.5 points (a state best), 11 rebounds, 2.5 blocks, 1.2 steals, 1.2 assists per game • Led Lewis-Palmer to a 27-1 record and the 4A state championship (at the Coors Events Center), a school-first since 1994 • Won 27-straight games after losing season opener • Colorado's Gatorade Player of the Year • Mr. Colorado basketball (all classifications) • All-Colorado 2011-12.

Academics: College major is psychology.

Personal: Born July 13, 1993 • Son of Alton and Theresa Scott • Father played football at the Air Force Academy, and mother, played basketball at Air Force • One of five boys • All five names start with the letters Jo • Scott is also ambidextrous.

MISC.	'13-14	CAREER
Double-Figure Scoring	28	44
20+ Points	6	8
15+ Points	18	25
10+ Rebounds	13	17
Double-Doubles	13	15
Led CU in Scoring	14	19
Led CU in Rebounds	21	26
Led CU in Blocks	15	23
Led CU in Assists	-	1
Led CU in Steals	7	10
5+ Rebounds	29	46
2+ Blocks	11	15
2+ Steals	4	8
2+ Assists	7	12

SEASON/CAREER HIGHS

Points

Season	21	Washington (Feb. 9)
Career	21	twice

FGM

Season	8	at UCLA (Feb. 13) Washington (Feb. 9) USC (Jan. 18) at Washington State (Jan. 8)
Career	9	Hartford (Dec. 29, 2012) at Kansas (Dec. 8, 2012)

FGA

Season	13	at USC (Feb. 16) USC (Jan. 18)
Career	15	at Kansas (Dec. 8, 2012)

Rebounds

Season	13	Arizona State (Feb. 19) Georgia (Dec. 28) Elon (Dec. 13) at Air Force (Nov. 30) vs. Illinois (Mar. 22, 2013)
Career	14	

O-Rebs

Season	5	five times
Career	7	Hartford (Dec. 29, 2012)

D-Rebs

Season	11	Elon (Dec. 13)
Career	11	Elon (Dec. 13)

3-Pt FGs

Season	-	
Career	1	Northern Ariz. (Nov. 21, 2012)

3-Pt FGA

Season	-	
Career	1	Northern Ariz. (Nov. 21, 2012)

FT

Season	10	Arizona (Feb. 22) vs. Oklahoma State (Dec. 21)
Career	10	three times

FTA

Season	13	vs. Oklahoma State (Dec. 21)
Career	13	vs. Oklahoma State (Dec. 21)

Assists

Season	3	Washington (Feb. 9)
Career	3	twice

Steals

Season	4	UC Santa Barbara (Nov. 21)
Career	4	UC Santa Barbara (Nov. 21)

Blocks

Season	4	Oregon (Jan. 5)
Career	4	Oregon (Jan. 5)

Minutes

Season	41	at Washington State (Jan. 8)
Career	41	at Washington State (Jan. 8)

CAREER STATISTICS

Year	GP-GS	Min	FG-FGA	Pct	3PT-A	Pct	FT-FTA	Pct	O	D	Reb	Avg	Ast	To	PF-FO	Stl	Blk	Pts	Avg
2013-14	31-30	977	146-273	.535	0-1	.000	159-194	.820	95	177	272	8.8	20	40	57-0	25	38	451	14.5
2012-13	31-30	873	124-255	.486	1-1	1.000	68- 91	.747	87	91	178	5.7	19	36	68-2	14	24	317	10.2
Total	62-60	1850	270-528	.511	1-2	.500	227-285	.797	182	268	450	7.3	39	76	125-2	39	62	768	12.4

2013-2014 Game-by-Game (sophomore)

Game	GS	Min	FGs	3FGs	FTs	O-D-R	Pf	A	To	BL	ST	Pts
vs. Baylor	*	32	4-10	0-0	7-8	5-6-11	2	0	2	1	1	15
UT MARTIN	*	24	5-8	0-0	5-6	2-6-8	0	1	2	1	0	15
WYOMING	*	31	5-7	0-0	2-2	4-5-9	2	0	1	0	0	12
JACKSON ST.	*	24	2-5	0-0	7-9	2-5-7	1	0	2	0	0	11
ARKANSAS ST.	*	26	7-8	0-0	6-6	3-2-5	1	0	1	1	1	20
UCSB	*	27	1-5	0-0	1-3	4-3-7	1	1	1	0	4	3
HARVARD	*	24	3-5	0-0	6-8	3-8-11	3	2	1	2	0	12
at Air Force	*	25	5-10	0-0	6-6	5-8-13	2	2	0	0	1	16
at Colorado St.	*	32	2-4	0-0	2-3	1-6-7	4	0	1	3	2	6
KANSAS	*	28	6-9	0-0	2-2	2-2-4	2	2	0	0	0	14
ELON	*	33	3-9	0-0	6-8	2-11-13	2	0	0	1	0	12
vs. Okla. State	*	35	5-8	0-0	10-13	5-7-12	3	2	1	0	3	20
GEORGIA	*	30	3-5	0-0	8-8	5-8-13	4	1	2	1	1	14
OREGON ST.	*	37	5-11	0-0	3-6	3-7-10	1	0	2	3	1	13
OREGON	*	33	5-8	0-0	5-6	3-9-12	0	1	1	4	0	15
at Wash. State	*	41	8-12	0-0	3-4	3-6-9	2	0	1	1	0	19
at Washington	*	27	4-9	0-0	7-7	3-3-6	3	0	2	0	0	15
UCLA	*	33	7-12	0-0	5-6	1-8-9	1	0	0	3	3	19
USC	*	24	8-13	0-0	4-4	2-5-7	1	0	0	2	1	20
at Arizona	*	35	5-11	0-0	5-5	3-8-11	2	0	3	0	1	15
at Arizona State	*	30	5-12	0-0	1-4	2-5-7	2	0	0	1	1	11
UTAH	*	40	6-11	0-0	8-8	5-5-10	2	0	2	3	1	20
WASH STATE	*	32	0-3	0-0	1-2	0-1-1	1	0	1	0	0	1
WASHINGTON	*	28	8-11	0-0	5-9	3-5-8	2	3	0	3	2	21
at UCLA	*	37	8-12	0-0	4-5	2-3-5	1	2	3	1	1	20
at USC	*	33	7-13	0-0	3-4	3-5-8	4	1	1	3	1	17
ARIZONA ST	*	35	4-9	0-0	5-6	5-8-13	0	0	4	2	1	13
ARIZONA	*	33	4-11	0-0	10-10	4-4-8	1	0	1	0	1	18
at Utah	*	35	4-7	0-0	9-9	2-5-7	3	2	1	0	1	17
at Stanford	*	33	4-6	0-0	9-11	4-7-11	4	0	2	0	0	17
at California	*	40	3-9	0-1	4-6	4-6-10	0	0	2	2	0	10

2012-2013 Game-by-Game (freshman)

Game	GS	Min	FGs	3FGs	FTs	O-D-R	Pf	A	To	BL	ST	Pts
WOFFORD	*	26	2-4	0-0	10-11	4-2-6	3	1	2	1	0	14
vs. Dayton	*	31	5-10	0-0	3-3	4-1-5	1	0	3	1	0	13
vs. Baylor	*	20	4-7	0-0	1-2	1-2-3	4	0	1	0	0	9
vs. Murray State	*	31	5-8	0-0	3-4	1-5-6	3	0	2	0	0	13
AIR FORCE	*	31	6-12	0-0	8-10	4-3-7	1	1	0	1	1	20
TX SOUTHERN	*	40	6-13	0-0	6-10	3-9-12	3	1	0	1	1	18
at Wyoming	*	20	1-5	0-0	3-4	3-0-3	5	0	1	0	0	5
COLORADO ST.	*	27	2-8	0-0	0-0	2-1-3	4	0	1	1	1	4
at Kansas	*	34	9-15	0-0	1-1	2-2-4	2	0	3	1	2	19
at Fresno State	*	32	4-12	0-0	3-5	3-5-8	2	0	1	1	0	11
N. ARIZONA	*	23	5-7	1-1	0-0	1-3-4	1	3	2	2	0	11
HARTFORD	*	23	9-12	0-0	3-5	7-3-10	1	0	1	1	1	21
at Arizona	*	35	6-8	0-0	3-4	2-3-5	4	2	0	1	0	15
at Arizona State	*	32	5-11	0-0	0-0	5-3-8	2	1	0	0	0	10
USC	*	27	6-7	0-0	2-4	1-3-4	2	2	2	0	2	14
UCLA	*	33	6-11	0-0	6-6	6-3-9	1	0	2	0	0	18
at Washington	*	32	4-10	0-0	0-1	2-0-2	0	0	2	0	0	8
at Washington St.*		29	3-7	0-0	5-6	3-1-4	4	0	1	0	0	11
STANFORD	*	34	6-13	0-0	0-0	4-1-5	1	1	1	1	0	12
CALIFORNIA	*	25	2-5	0-0	1-1	1-2-3	2	2	1	0	1	5
at Utah	*	22	2-7	0-0	1-2	2-1-3	2	0	2	1	0	5
at Oregon	*	32	3-7	0-0	1-2	1-1-2	1	0	2	0	2	7
at Oregon State	*	32	7-10	0-0	3-4	3-1-4	1	0	0	2	0	17
ARIZONA	*	31	3-4	0-0	0-0	1-4-5	3	1	1	1	2	6
ARIZONA ST.	*	15	0-5	0-0	0-0	0-1-1	3	2	0	0	0	0
UTAH		did not play (injured)										
at Stanford		did not play (injured)										
at California	*	29	2-10	0-0	0-0	6-5-11	0	0	0	0	0	4
OREGON	*	24	1-4	0-0	2-2	1-7-8	3	1	2	1	0	4
OREGON ST.	*	24	2-6	0-0	2-2	2-4-6	1	1	0	1	0	6
vs. Oregon St.	*	24	3-7	0-0	1-2	5-5-10	5	0	1	2	0	7

COLORADO - GAME HIGHS

POINTS 100, Oregon (Jan. 5)

FG MADE 31, Washington (Feb. 9), Oregon (Jan. 5)

FG ATTEMPTS 66, vs. Baylor (Nov. 8)

FG %622 (28-of-45), Jackson State (Nov. 16)

3 PT FG MADE 9, Washington (Feb. 9)
 9, at Air Force (Nov. 30)
 9, Arkansas State (Nov. 18)
 9, Jackson State (Nov. 16)

3 PT FG ATT 24, at Air Force (Nov. 30)

3 PT FG %643 (9-of-14), Washington (Feb. 9)

FT MADE 33, Oregon (Jan. 5)

FT ATTEMPTS 46, Elon (Dec. 13)

FT % 1.000 (26-of-26) vs. Georgia (Dec. 28)

REBOUNDS 54, Elon (Dec. 13)

ASSISTS 23, Jackson State (Nov. 16)

STEALS 12, at Arizona State (Jan. 25)
 UC Santa Barbara (Nov. 21)

BLOCKED SHOTS 10, USC (Jan. 18)

TURNOVERS 20, at Washington (Jan. 12)

FOULS 26, vs. Oklahoma State (Dec. 21)

COLORADO - GAME LOWS

POINTS 51, at Arizona State (Jan. 25)

FG MADE 17, Arizona (Feb. 22)

FG ATTEMPTS 45, Wyoming (Nov. 13)

FG %327 (17-of-52) Arizona (Feb. 22)

3 PT FG MADE 1, Arizona State (Feb. 19), at Washington (Jan. 12)

3 PT FG ATT 9, Arizona State (Feb. 19)

3 PT FG %083 (1-of-12) at Washington (Jan. 12)
105 (2-of-19) vs. Baylor (Nov. 8)

FT MADE 9, at California (Mar. 8, 2014)
 at Arizona State (Jan. 25)

FT ATTEMPTS 14, at California (Mar. 8), at Arizona (Jan. 23)

FT %182 at Arizona State (Jan. 25)

REBOUNDS 27, at Utah (Mar. 1), at UCLA (Feb. 13)

ASSISTS 4, Wyoming (Nov. 13)

STEALS 2, at Arizona (Jan. 23), Harvard (Nov. 24)

BLOCKED SHOTS 1, six times

TURNOVERS 6, at Washington State (Jan. 8)
 6, vs. Baylor (Nov. 8)
 7, Oregon State (Jan. 2)
 8, Kansas (Dec. 7)

FOULS 11, Harvard (Nov. 24)

OPPONENT - GAME HIGHS

POINTS 92, UCLA (Feb. 13)

FG MADE 35, Arizona (Feb. 22), UCLA (Feb. 13)

FG ATTEMPTS 78, Oregon (Jan. 5)

FG %603 (35-of-58), Arizona (Feb. 22)

3 PT FG MADE 13, Washington State (Feb. 5),
 Washington State (Jan. 8), Elon (Nov. 13)

3 PT FG ATT 32, Elon (Nov. 13)

3 PT FG %625 (5-of-8) Georgia (Dec. 28)

FT MADE 25, USC (Feb. 16)

FT ATTEMPTS 36, USC (Feb. 16)

FT % 1.000 (3-of-3) Washington State (Jan. 8)
941 (16-of-17) USC (Jan. 18)

REBOUNDS 42, Baylor (Nov. 8)

ASSISTS 25, UCLA (Feb. 13)

STEALS 12, UCLA (Jan. 16)

BLOCKED SHOTS 8, at California (Mar. 8, 2014)

TURNOVERS 18, at Colorado State (Dec. 3)
 at Air Force (Nov. 30)

FOULS 29, Wyoming (Nov. 13)

OPPONENT - GAME LOWS

POINTS 52, Arizona State (Feb. 19)

FG MADE 17, Arizona State (Feb. 19)

FG ATTEMPTS 46, at Air Force (Nov. 30)
 Wyoming (Nov. 13)

FG %315 (17-of-54) Arizona State (Feb. 19)

3 PT FG MADE 3, at Utah (Mar. 1), at USC (Feb. 16),
 at Colorado State (Dec. 3)

3 PT FG ATT 9, at Utah (Mar. 1)

3 PT FG %200 (3-of-15) at USC (Feb. 16)

FT MADE 3, Washington State (Jan. 8)

FT ATTEMPTS 3, Washington State (Jan. 8)

FT %400 (6-of-15) Elon (Nov. 13)

REBOUNDS 22, Georgia (Dec. 28)

ASSISTS 6, at USC (Feb. 16)

STEALS 2, Baylor (Nov. 8)

BLOCKED SHOTS 0, Washington (Feb. 9), Elon (Nov. 13)

TURNOVERS 5, at California (Mar. 8, 2014)

FOULS 12, at California (Mar. 8, 2014)

COLORADO - PLAYER GAME HIGHS

POINTS28..... Spencer Dinwiddie at Colorado State (Dec. 3)
27..... Xavier Johnson vs. Washington (Feb. 9)
27..... Askia Booker vs. Oregon (Jan. 5)
26..... Askia Booker vs. Washington State (Feb. 5)
24..... Xavier Johnson at Cal (Mar. 8, 2014)
24..... Spencer Dinwiddie vs. UCSB (Nov. 21)

FG MADE.....10..... Xavier Johnson vs. Washington (Feb. 9)
9..... Askia Booker vs. Washington State (Feb. 5)
8..... Xavier Johnson at Cal (Mar. 8, 2014)
8..... Josh Scott at UCLA (Feb. 13)
8..... Josh Scott vs. Washington (Feb. 9)
8..... Josh Scott vs. USC (Jan. 18)
8..... Josh Scott at Washington State (Jan. 8)
8..... Askia Booker vs. Oregon (Jan. 5)
8..... Askia Booker vs. Oklahoma State (Dec. 21)
8..... Spencer Dinwiddie at Colorado State (Dec. 3)

FGA.....19..... Askia Booker vs. Washington State (Feb. 5)
17..... Askia Booker vs. Arizona State (Feb. 19)

FG %.....87.5 (7-of-8)... Josh Scott vs. Arkansas State (Nov. 18)
 75.0 (9-of-12) Askia Booker vs. Washington State (Feb. 5)
 72.7 (8-of-11) Josh Scott vs. Washington (Feb. 9)

3-PT FGM 5 Askia Booker vs. UCLA (Jan. 16)

3 PT FGA 7 Askia Booker vs. UCLA (Jan. 16)
 Askia Booker vs. Oklahoma State (Dec. 21)
 Askia Booker at Air Force (Nov. 30)
 Spencer Dinwiddie vs. Harvard (Nov. 24)
 Askia Booker vs. Jackson State (Nov. 16)

3 PT FG% 1.000 (3-of-3) Xavier Johnson vs. Washington (Feb. 9)

FTM14..... Spencer Dinwiddie vs. UCSB (Nov. 21)

FTA15..... Spencer Dinwiddie vs. UCSB (Nov. 21)

FT % (min 7) 1.000..... Spencer Dinwiddie at Colorado State (Dec. 3)
 (11-of-11)
 1.000..... Josh Scott vs. Arizona (Feb. 22)
 (10-of-10)

REBOUNDS ...15..... Xavier Johnson vs. Elon (Dec. 13)
13..... Josh Scott vs. Georgia (Dec. 28)
13..... Josh Scott vs. Elon (Dec. 13)
13..... Josh Scott at Air Force (Nov. 30)
12..... Josh Scott vs. Oregon (Jan. 5)
12..... Josh Scott vs. Oklahoma State (Dec. 21)

ASSISTS.....12..... Askia Booker at UCLA (Feb. 13)
7..... Askia Booker vs. Washington (Feb. 9)
7..... Askia Booker vs. Utah (Feb. 1)
7..... Spencer Dinwiddie vs. Oregon (Jan. 5)
7..... Spencer Dinwiddie vs. Elon (Dec. 13)
7..... Spencer Dinwiddie vs. Kansas (Dec. 7)

STEALS.....6..... Spencer Dinwiddie vs. Jackson State (Nov. 16)
5..... Askia Booker at Arizona State (Jan. 25)

BLOCKS.....5..... Wesley Gordon vs. USC (Jan. 18)

TURNOVERS.. 6..... Askia Booker at USC (Feb. 16)
 Askia Booker at Arizona State (Jan. 25)

FOULS.....5..... 6 times

OPPONENT - PLAYER GAME HIGHS

POINTS34, Davonte Lacy, Washington State (Feb. 5)
31, C.J Wilcox, Washington (Jan. 12)

FG MADE.....12, C.J Wilcox, Washington (Jan. 12)

FGA.....19, Davonte Lacy, Washington State (Feb. 5)
18, Chasson Randle, Stanford (March 5)
18, C.J Wilcox, Washington (Jan. 12)

FG % (min. 5).....83.3 (5-of-6) Steve Moundou-Missi, Harvard (Nov. 24)

3-PT FGM9, Sebastian Koch, Elon (Dec. 13)

3 PT FGA14, Sebastian Koch, Elon (Dec. 13)

3 PT FG %.....100 (4-of-4) Jonathan Gilling, Arizona State (Jan. 25)
80.0 (4-of-5) Bryce Alford, UCLA (Feb. 13)
80.0 (4-of-5) J.T. Terrell, USC (Jan. 18)

FTM11, Markel Brown, Oklahoma State (Dec. 21)

FTA13, Markel Brown, Oklahoma State (Dec. 21)

FT % (min. 6).....1.000 (10-of-10), Roberto Nelson, Oregon State (Jan. 2)
 (8-of-8), Justin Cobbs, California (Mar. 8)

REBOUNDS13, Josh Huestis, Stanford (March 5)
13... Jordan Adams, UCLA (Jan. 16)

ASSISTS.....11,.. Kyle Anderson, UCLA (Feb. 13)
 Delon Wright, Utah (Feb. 1)
 Royce Woolridge, Washington State (Jan. 8)

STEALS.....7, Delon Wright, Utah (Feb. 1)

BLOCKS.....4,.. Richard Solomon, California (Mar. 8)
4,.. C.J Wilcox, Washington (Jan. 12)

TURNOVERS.....7, Tre Coggins, Air Force (Nov. 30)

FOULS.....5, by 23 players

Game #1 (Nov. 8)
RV/RV Colorado vs. RV/25 Baylor
Dallas, Texas

COLORADO (0-1)

Player	FGs	3-pt	FT	O-D-	R	F	TP	A	TO	B	S	Min
Gordon	f	4-6	0-2	1-2	3-5	8	2	9	1	0	0	27
Johnson	f	4-9	0-2	0-3	1-2	3	5	8	0	2	1	32
Scott	f	4-10	0-0	7-8	5-6	11	2	15	0	2	1	32
Booker	g	5-16	0-4	0-0	1-3	4	2	10	3	0	2	36
Dinwiddie	g	2-12	1-5	5-7	1-4	5	2	10	4	1	1	36
Talton	0-1	0-1	0-0	0-0	0	2	0	0	1	1	0	6
Fletcher	1-4	0-2	0-0	1-1	2	2	2	1	1	1	0	15
Thomas	1-4	1-2	0-0	3-0	3	4	3	0	0	0	0	14
Hopkins	1-3	0-0	0-0	1-0	1	0	2	0	1	0	1	12
King	0-1	0-1	1-2	1-0	1	0	1	0	0	0	0	2
Mills	0-0	0-0	0-0	1-0	1	0	1	0	0	0	0	3
Team				0-0	0							
Totals		22-66	2-19	14-22	18-21	39	21	60	10	6	3	7 200

FG% 1st Hlf 7-33 21.2% 2nd Hlf 15-33 45.5% Game 22-66 33.3%
 3FG% 1st Hlf 0-9 0.0% 2nd Hlf 2-10 20.0% Game 2-19 10.5%
 FT% 1st Hlf 8-10 80.0% 2nd Hlf 6-12 50.0% Game 14-22 63.6%
 deadball rebounds: 4

BAYLOR (1-0)

Player	FGs	3-pt	FT	O-D-	R	F	TP	A	TO	B	S	Min
Austin	c	2-5	0-0	1-2	1-3	4	3	5	1	1	2	0 29
Wainright	f	0-3	0-1	0-1	2-3	5	4	0	2	1	0	0 13
Jefferson	f	3-9	0-1	7-11	4-7	11	4	13	2	2	0	1 25
Chery	g	5-11	1-5	3-4	0-4	4	1	14	4	2	0	0 35
Frankin	g	3-7	3-6	0-0	0-3	3	0	9	1	3	0	0 23
O'Neale	3-3	0-0	1-1	1-1	2	2	2	7	2	0	0	0 27
Gathers	0-2	0-0	2-2	0-2	4	2	4	2	0	1	0	0 10
Heslip	4-6	4-6	0-0	0-0	0	0	12	0	1	0	0	0 20
Prince	4-8	0-1	2-2	2-6	8	5	10	0	2	1	1	0 18
Team				2-1	3							
Totals		21-47	4-12	28-36	8-30	38	12	74	10	10	6	5 200

FG% 1st Hlf 10-26 38.5% 2nd Hlf 14-28 50.0% Game 24-54 44.7%
 3FG% 1st Hlf 3-11 27.3% 2nd Hlf 5-9 55.6% Game 8-20 40.0%
 FT% 1st Hlf 7-9 77.8% 2nd Hlf 9-14 64.3% Game 16-23 69.6%
 deadball rebounds: 4

Colorado 22 38 60
 Baylor 30 42 72

Officials: Tom Eades, Larry Spaulding, John Higgins
 Technicals: none.
 Attendance: 5207. Fouled out: none.

Game #4 (Nov. 16)
Jackson State at RV/RV Colorado
Boulder, Colo.

JACKSON STATE (1-3)

Player	FGs	3-pt	FT	O-D-	R	F	TP	A	TO	B	S	Min
Taylor	f	2-6	0-0	0-0	0-1	1	3	4	2	2	0	0 18
Bolden	f	1-7	0-0	2-4	2-2	4	5	4	0	0	0	0 13
West	c	2-8	0-0	0-0	3-4	7	2	4	0	1	1	0 19
Stubbs	g	1-7	0-1	2-2	0-0	0	3	4	0	1	0	0 22
Brent	g	7-14	5-12	1-2	0-4	4	4	20	0	1	0	1 33
Nobles	6-12	0-2	4-6	0-6	6	3	16	8	6	0	3	37
Love	3-6	2-4	4-5	1-1	2	1	12	1	1	0	0	0 18
Robinson	1-1	0-0	0-0	0-1	1	2	2	0	0	0	1	13
Love	3-6	2-4	4-5	1-1	2	1	12	1	1	0	0	0 18
Wachira	0-0	0-0	0-0	0-0	0	0	0	0	0	0	0	1
Todd	0-0	0-0	0-0	0-0	0	0	0	0	0	0	0	1
Team				1-0	1							
Totals		25-64	7-19	13-19	9-21	30	27	70	11	13	1	5 200

FG% 1st Hlf 12-32 37.5% 2nd Hlf 13-32 40.6% Game 25-64 39.1%
 3FG% 1st Hlf 6-12 50.0% 2nd Hlf 1-7 14.3% Game 7-19 36.8%
 FT% 1st Hlf 5-7 71.4% 2nd Hlf 8-12 66.7% Game 13-19 68.4%
 deadball rebounds: 5

COLORADO (3-1)

Player	FGs	3-pt	FT	O-D-	R	F	TP	A	TO	B	S	Min
Gordon	f	2-2	0-0	6-11	0-3	3	3	10	3	0	2	0 24
Scott	f	2-5	0-0	7-9	2-5	7	1	11	0	2	0	0 24
Booker	g	6-10	3-7	0-0	1-4	5	2	15	6	2	1	0 29
Hopkins	g	4-6	1-2	3-6	0-3	3	1	12	2	0	0	0 19
Dinwiddie	g	2-4	1-1	6-6	1-1	2	0	11	6	2	0	6 31
Talton	5-6	3-4	0-0	0-1	1	1	13	3	2	0	1	25
Stalzer	0-2	0-1	2-2	0-0	0	0	2	0	0	0	0	6
Fletcher	0-0	0-0	0-0	0-0	0	4	0	0	1	0	0	5
Nelson	0-0	0-0	0-0	0-0	0	1	0	0	0	0	0	2
Thomas	5-8	1-2	2-4	1-3	4	2	13	2	3	0	1	17
Brady	0-0	0-0	0-0	0-0	0	0	0	0	0	0	0	2
King	1-1	0-0	0-1	0-7	7	2	2	0	2	0	1	11
Mills	1-1	0-0	3-4	0-3	3	0	5	0	0	0	0	3
Team				0-0	0							
Totals		28-45	9-17	29-43	5-31	36	18	94	23	14	3	9 200

FG% 1st Hlf 16-25 64.0% 2nd Hlf 12-20 60.0% Game 28-45 62.2%
 3FG% 1st Hlf 6-10 60.0% 2nd Hlf 3-7 42.9% Game 9-17 52.9%
 FT% 1st Hlf 8-12 66.7% 2nd Hlf 21-31 67.7% Game 29-43 67.4%
 deadball rebounds: 5

Jackson State 35 35 70
 Colorado 46 48 94

Officials: Verne Harris, Mike Giarratano, Casey McClellan
 Technicals: none. Flagrant foul: Gamble.
 Attendance: 9042. Fouled out: none.

Game #2 (Nov. 10)
UT Martin at RV/RV Colorado
Boulder, Colo.

UT MARTIN (0-2)

Player	FGs	3-pt	FT	O-D-	R	F	TP	A	TO	B	S	Min
Dowdell	f	3-5	0-0	0-0	1-2	3	3	6	1	0	0	0 30
Martinez	f	0-1	0-0	1-4	0-4	4	2	1	0	1	0	0 21
Smith	g	4-12	3-6	4-5	1-1	2	3	15	1	1	0	1 26
Childs	g	3-10	0-2	2-4	0-3	3	2	8	0	0	0	1 24
Newell	g	5-12	3-6	2-3	1-2	3	3	15	6	4	0	2 29
Oldham	4-15	3-10	0-0	2-0	2	0	11	1	1	1	0	25
Taylor	0-2	0-1	0-1	1-1	2	2	0	4	2	0	1	12
Jones	3-5	3-4	0-0	1-0	1	2	9	0	1	0	0	15
Rowe	0-1	0-0	0-0	0-0	0	3	0	0	0	0	0	7
MoPo	0-0	0-0	0-0	1-2	3	4	0	0	2	0	0	11
Team				2-1	3							
Totals		22-63	12-29	9-17	10-16	26	24	65	13	12	1	5 200

FG% 1st Hlf 12-34 35.3% 2nd Hlf 10-29 34.5% Game 22-63 34.9%
 3FG% 1st Hlf 6-15 40.0% 2nd Hlf 6-14 42.9% Game 12-29 41.4%
 FT% 1st Hlf 5-11 45.5% 2nd Hlf 4-6 66.7% Game 9-17 52.9%
 deadball rebounds: 2

COLORADO (2-1)

Player	FGs	3-pt	FT	O-D-	R	F	TP	A	TO	B	S	Min
Gordon	f	6-7	0-0	1-2	2-6	8	2	13	2	2	0	0 25
Johnson	f	3-5	1-2	5-5	0-4	4	2	12	3	1	0	1 25
Scott	f	5-8	0-0	5-6	2-6	8	0	15	1	2	1	0 24
Booker	g	2-6	0-2	2-2	1-2	3	1	6	2	4	0	1 18
Dinwiddie	g	2-3	0-0	9-10	1-5	6	3	13	1	2	0	1 27
Talton	0-2	0-1	2-2	0-1	1	3	2	1	1	0	1	11
Fletcher	2-2	1-1	0-1	0-4	4	2	5	0	1	0	0	13
Nelson	1-1	1-1	0-0	0-0	0	3	0	0	0	0	0	3
Thomas	3-3	1-1	2-2	0-2	2	2	9	2	2	0	1	19
Gamble	0-1	0-1	0-0	0-1	1	0	0	2	0	0	0	0+
Brady	1-2	1-2	0-0	0-0	0	3	0	0	0	0	0	3
Hopkins	4-7	0-2	1-2	1-3	4	2	9	3	2	2	0	18
King	0-2	0-1	0-0	0-3	3	0	0	1	0	0	0	5
Mills	0-0	0-0	0-0	1-0	1	0	0	0	0	0	0	3
Team				0-0	0							
Totals		29-49	5-14	28-34	9-37	46	18	91	19	18	3	8 200

FG% 1st Hlf 15-26 57.7% 2nd Hlf 14-23 60.9% Game 29-59 59.2%
 3FG% 1st Hlf 3-8 37.5% 2nd Hlf 2-6 33.3% Game 5-14 35.7%
 FT% 1st Hlf 12-16 75.0% 2nd Hlf 16-18 88.9% Game 28-34 82.4%
 deadball rebounds: 1

UT Martin 35 30 65
 Colorado 45 46 91

Officials: Tom O'Neill, Randy McCall, Frank Harvey III
 Technicals: none.
 Attendance: 8408. Fouled out: none.

Game #5 (Nov. 18)
Arkansas State at RV/RV Colorado
Boulder, Colo.

ARKANSAS STATE (2-2)

Player	FGs	3-pt	FT	O-D-	R	F	TP	A	TO	B	S	Min
Van Slyke	f	5-10	0-1	5-5	2-4	6	5	15	0	1	2	0 27
Washington	f	4-9	0-0	1-1	1-1	1	4	9	0	1	0	0 25
Reed	g	7-16	4-9	3-4	0-5	5	2	21	4	4	0	1 34
Johnsel	g	0-6	0-3	0-0	0-2	2	3	0	5	0	0	0 23
Johnson III	g	8-11	3-5	6-9	0-5	5	2	25	1	3	0	1 31
Golden	0-2	0-0	0-0	0-1	1	0	0	1	1	0	0	2 21
Dickerson	0-1	0-1	0-0	0-1	1	0	0	0	1	0	0	10
Downs	0-1	0-0	0-0	1-3	4	3	0	0	5	1	0	24
Worsham	0-2	0-0	0-0	0-0	0	1	0	0	0	1	1	5
Team				1-0	1							
Totals		24-58	7-19	15-19	6-24	30	21	70	11	16	4	5 200

FG% 1st Hlf 8-28 28.6% 2nd Hlf 16-30 53.3% Game 24-58 41.4%
 3FG% 1st Hlf 2-9 22.2% 2nd Hlf 5-10 50.0% Game 7-19 36.8%
 FT% 1st Hlf 10-11 90.9% 2nd Hlf 5-8 62.5% Game 15-19 78.9%
 deadball rebounds: 2

COLORADO (4-1)

Player	FGs	3-pt	FT	O-D-	R	F	TP	A	TO	B	S	Min
Gordon	f	2-7	0-0	5-7	2-6	8	2	9	1	1	2	0 24
Scott	f	7-8	0-0	6-6	3-2	5	1	20	0	1	1	1 26
Booker	g	2-8	1-4	2-2	0-3	3	3	7	4	2	0	2 25
Hopkins	g	2-6	1-4	5-6	2-4	6	0	10	2	1	0	0 19
Dinwiddie	g	4-5	2-2	3-4	0-2	2	2	13	5	0	1	2 25
Talton	2-5	1-3	0-0	0-1	1	2	5	1	1	0	0	16
Stalzer	0-0	0-0	0-0	0-0	0	0	0	0	1	0	0	6
Fletcher	4-6	1-3	0-2	1-1	2	0	9	0	0	0	0	13
Nelson	0-1	0-1	0-0	0-1	1	0	0	0	0			

Game #7 (Nov. 24)
Harvard at RV/RV Colorado
Boulder, Colo.

HARVARD (1-3)

Player	FGs	3-pt	FT	O-D-	R	F	TP	A	TO	B	S	Min
Moundou-Missi f	4-5	0-0	5-7	1-8	9	3	13	1	0	2	2	32
Casey f	4-13	1-2	2-2	1-2	3	4	11	2	1	1	1	19
Rivard g	3-11	2-9	2-2	0-3	3	2	10	1	1	0	1	37
Chambers g	5-12	2-6	0-2	1-2	3	1	12	4	2	0	1	34
Saunders g	3-10	1-3	0-0	3-3	6	2	7	2	0	0	2	31
Edosomwan f	1-3	0-0	0-0	1-0	1	2	2	0	1	0	0	5
Curry	2-5	1-3	0-0	1-1	2	2	5	3	4	0	1	27
Travis	1-3	0-0	0-0	1-1	2	1	2	0	1	0	2	15
Team			0-0									
Totals	23-62	7-23	9-13	9-20	29	17	62	13	10	3	10	200

FG%	1st Hlf	15-28	53.6%	2nd Hlf	8-34	23.5%	Game	23-62	37.1%
3FG%	1st Hlf	6-12	50.0%	2nd Hlf	1-11	9.1%	Game	7-23	30.4%
FT%	1st Hlf	6-9	66.7%	2nd Hlf	3-4	75.0%	Game	9-13	69.2%
deadball rebounds: 1									

COLORADO (6-1)

Player	FGs	3-pt	FT	O-D-	R	F	TP	A	TO	B	S	Min
Gordon f	2-6	0-0	1-2	4-7	11	1	5	2	4	3	0	29
Johnson f	4-7	3-4	0-0	1-5	6	4	11	1	2	0	1	28
Scott f	3-5	0-0	6-8	3-8	11	3	12	2	1	2	0	24
Booker g	5-15	0-3	2-2	0-1	1	0	12	3	1	0	0	27
Dinwiddie g	5-9	4-7	3-4	0-4	4	1	17	2	2	0	0	35
Talton	3-5	1-2	2-3	3-2	5	1	9	2	3	0	0	18
Fletcher	2-3	0-1	0-0	1-0	1	1	4	0	0	0	0	16
Thomas	0-2	0-2	0-0	0-3	3	2	0	0	1	0	0	11
Hopkins	0-1	0-0	0-0	1-1	2	1	0	0	1	1	1	11
King	0-0	0-0	0-0	0-0	0	0	0	0	0	0	0	1
Team			0-2									
Totals	24-53	8-19	14-19	13-33	46	11	70	12	15	6	2	200

FG%	1st Hlf	11-26	42.3%	2nd Hlf	13-27	48.1%	Game	24-53	45.3%
3FG%	1st Hlf	4-10	40.0%	2nd Hlf	4-9	44.4%	Game	8-19	42.1%
FT%	1st Hlf	4-6	66.7%	2nd Hlf	10-13	76.9%	Game	14-19	73.7%
deadball rebounds: 1									

Harvard	42	20	62
Colorado	30	40	70

Officials: Gregory Nixon, Darron George, Ryan McDaniel
Technical: none.
Attendance: 9770. Fouled out: none.

Game #10 (Dec. 7)
6/7 Kansas at RV/RV Colorado
Boulder, Colo.

KANSAS (6-2)

Player	FGs	3-pt	FT	O-D-	R	F	TP	A	TO	B	S	Min
Black f	0-0	0-0	0-0	0-0	0	3	0	0	0	0	0	3
Ellis f	5-6	0-0	0-0	3-5	8	3	10	3	1	0	0	31
Mason g	3-9	1-5	4-7	0-3	3	2	11	4	2	0	0	34
Selden Jr. g	3-6	1-3	0-1	1-3	4	3	7	0	1	0	0	20
Wiggins g	7-11	1-3	7-9	1-4	5	4	22	0	2	1	0	28
White III	0-1	0-1	0-0	0-0	0	1	0	0	0	0	0	4
Tharpe	3-5	2-4	0-0	0-1	1	2	8	2	0	0	0	28
Greene	0-1	0-1	0-0	0-0	0	0	0	0	0	0	0	4
Embiid	4-7	0-0	2-3	1-3	4	5	10	2	4	1	3	28
Frankamp	0-3	0-3	0-0	0-0	0	1	0	0	1	0	0	4
Traylor	1-1	0-0	0-0	1-5	6	2	2	0	1	3	0	13
Lucas	1-1	0-0	0-0	0-1	1	0	2	0	0	0	0	3
Team			1-0									
Totals	27-51	5-20	13-20	8-25	33	26	72	11	14	5	3	200

FG%	1st Hlf	12-26	46.2%	2nd Hlf	15-25	60.0%	Game	27-51	52.9%
3FG%	1st Hlf	3-14	21.4%	2nd Hlf	2-6	33.3%	Game	5-20	25.0%
FT%	1st Hlf	3-6	50.0%	2nd Hlf	10-14	71.4%	Game	13-20	65.0%
deadball rebounds: 6									

COLORADO (9-1)

Player	FGs	3-pt	FT	O-D-	R	F	TP	A	TO	B	S	Min
Johnson f	4-9	1-2	5-8	2-4	6	0	14	0	1	0	3	33
Scott f	6-9	0-0	2-2	2-2	4	2	14	2	0	0	0	28
Booker g	5-12	3-6	2-6	1-2	3	3	15	0	1	0	1	33
Hopkins g	1-4	1-3	0-0	0-4	4	4	3	3	2	0	1	27
Dinwiddie g	3-8	1-5	8-10	0-1	1	4	15	7	1	1	0	31
Talton	0-3	0-2	0-0	0-1	1	0	0	0	0	0	0	9
Fletcher	2-3	1-2	2-5	2-0	1	0	7	0	0	0	1	11
Thomas	0-3	0-2	3-6	3-1	4	1	3	1	1	0	0	16
King	0-2	0-0	0-0	1-1	2	1	0	0	0	0	1	2
Mills	2-3	0-0	0-0	2-1	3	1	4	0	0	0	0	10
Team			2-0									
Totals	23-56	7-22	22-37	15-17	32	16	75	13	8	1	7	200

FG%	1st Hlf	10-25	40.0%	2nd Hlf	13-31	41.9%	Game	23-56	41.1%
3FG%	1st Hlf	2-10	20.0%	2nd Hlf	5-12	41.7%	Game	7-22	31.8%
FT%	1st Hlf	11-19	57.9%	2nd Hlf	11-18	61.1%	Game	22-37	59.5%
deadball rebounds: 2									

Kansas	30	42	72
Colorado	33	42	75

Officials: Mark Whitehead, Larry Spaulding, Darron George
Technical: none.
Attendance: 11113. Fouled out: Embiid.

Game #8 (Nov. 30)
RV/RV Colorado at Air Force
USAF, Colo.

COLORADO (7-1)

Player	FGs	3-pt	FT	O-D-	R	F	TP	A	TO	B	S	Min
Gordon f	1-4	0-0	4-8	3-0	3	1	6	2	0	2	0	24
Johnson f	5-6	0-1	1-1	3-5	8	1	11	2	0	0	0	23
Scott f	5-10	0-0	6-6	5-8	13	2	16	2	0	0	1	25
Booker g	5-13	3-7	0-0	0-2	2	0	13	0	2	0	1	22
Dinwiddie g	3-5	1-3	0-0	0-0	0	1	7	5	3	0	2	24
Talton	0-2	0-1	2-2	1-1	2	3	2	4	0	0	1	16
Stalzer	0-0	0-0	0-0	0-0	0	0	0	0	1	0	0	5
Fletcher	0-2	0-2	0-0	0-0	0	4	0	0	1	1	0	10
Nelson	0-0	0-0	0-0	0-3	3	1	0	0	0	0	0	4
Thomas	2-3	0-0	3-3	1-2	3	3	7	1	3	0	0	13
Gamble	1-2	1-2	0-2	1-1	1	0	3	0	1	0	0	3
Brady	0-1	0-1	0-0	0-0	0	1	0	1	1	0	0	3
Hopkins	3-6	3-5	0-0	0-0	0	2	9	2	0	0	0	16
King	2-3	1-2	0-0	0-4	4	2	5	0	0	0	0	7
Mills	0-1	0-0	2-2	1-1	2	0	2	0	0	0	0	5
Team			0-1									
Totals	23-62	7-23	9-13	9-20	29	17	62	13	10	3	10	200

FG%	1st Hlf	12-26	46.2%	2nd Hlf	15-32	46.9%	Game	27-58	46.6%
3FG%	1st Hlf	5-13	38.5%	2nd Hlf	4-11	36.4%	Game	9-24	37.5%
FT%	1st Hlf	5-8	62.5%	2nd Hlf	13-16	81.3%	Game	18-24	75.0%
deadball rebounds: 2									

AIR FORCE (3-4)

Player	FGs	3-pt	FT	O-D-	R	F	TP	A	TO	B	S	Min
Olesinski f	3-8	1-5	1-2	1-1	2	2	8	2	1	0	2	30
Hammonds f	2-5	0-1	3-6	0-2	2	5	7	0	2	0	0	21
Parker c	1-2	0-0	0-0	2-1	3	4	2	1	1	1	0	20
Coggins g	6-13	2-7	4-4	0-4	4	1	18	2	7	1	0	34
Yon g	2-6	1-3	0-0	0-0	0	5	1	1	0	0	0	25
Kocur	2-4	2-4	2-2	0-3	3	1	8	2	1	0	0	14
Jorgensen	0-2	0-1	1-2	1-2	3	1	1	2	0	0	0	12
Adler	0-0	0-0	0-0	0-0	0	0	0	0	0	0	0	2
Long	0-0	0-0	0-0	0-1	1	0	0	0	1	0	0	8
Graham	1-2	0-0	0-1	0-1	1	0	2	1	0	1	1	15
Moer	2-4	0-1	2-2	0-0	0	3	6	0	2	1	0	12
Michael	0-0	0-0	0-0	0-0	0	1	0	1	0	0	0	4
Kammerer	0-0	0-0	0-0	0-1	0	0	0	0	0	1	3	3
Team			0-5									
Totals	19-46	6-22	13-19	4-21	25	18	57	12	18	4	4	200

FG%	1st Hlf	9-22	40.9%	2
-----	---------	------	-------	---

Game #13 (Dec. 28)
Georgia vs. 21/24 Colorado
Boulder, Colo.

GEORGIA (6-5)

Player	FGs	3-pt	FT	O-D-	R	F	TP	A	TO	B	S	Min	
Thomton	f	3-5	0-0	3-5	3-0	3	4	9	0	1	0	22	
Williams	f	2-4	0-0	0-0	2-1	3	5	4	0	0	0	21	
Morris	f	5-7	1-1	0-1	0-1	1	2	11	1	1	0	22	
Mann	g	3-8	1-1	4-8	0-3	3	3	11	3	2	0	30	
Gaines	g	5-12	2-4	0-0	1-1	2	0	12	1	1	1	30	
Parker	g	3-5	0-0	1-2	0-0	1	7	1	0	0	0	20	
Dixon	0-0	0-0	0-0	0-0	0	3	0	0	1	0	0	8	
Echols	0-0	0-0	0-0	0-1	1	0	0	0	0	0	0	4	
Forté	1-2	0-0	0-0	2-3	5	1	2	0	3	0	0	5	
Geno	0-0	0-0	0-0	0-0	0	0	0	0	0	0	0	5	
Cannon	1-3	0-0	0-0	0-0	0	1	2	0	1	0	0	7	
Djurisic	5-10	1-2	1-2	2-2	4	4	12	1	0	0	2	26	
Team			0-0		0								
Totals		28-56	5-8	9-18	10-12	22	24	70	7	10	1	9	200

FG%	1st Hlf	14-29	48.3%	2nd Hlf	14-27	51.9%	Game	28-56	50.0%
3FG%	1st Hlf	4-6	66.7%	2nd Hlf	1-2	50.0%	Game	5-8	62.5%
FT%	1st Hlf	3-8	37.5%	2nd Hlf	6-10	60.0%	Game	9-18	50.0%
deadball rebounds:		5							

COLORADO (11-2)

Player	FGs	3-pt	FT	O-D-	R	F	TP	A	TO	B	S	Min	
Gordon	f	3-3	0-0	4-4	2-4	6	2	10	1	2	1	26	
Johnson	f	5-10	3-6	0-0	1-3	4	2	13	1	2	0	26	
Scott	f	3-5	0-0	8-8	5-8	13	4	14	1	2	1	30	
Booker	g	7-12	2-4	3-3	0-0	0	1	19	4	2	0	31	
Dinwiddie	g	4-5	2-3	7-7	0-1	1	2	17	2	3	0	30	
Talton	0-3	0-2	0-0	0-1	1	1	0	0	0	0	0	9	
Stalzer	0-0	0-0	0-0	0-0	0	0	0	0	1	0	0	1	
Fletcher	0-3	0-2	2-2	0-1	1	0	2	1	0	0	0	13	
Nelson	0-0	0-0	0-0	0-0	0	0	0	0	0	0	0	1	
Thomas	1-1	0-0	2-2	2-2	4	1	4	1	1	1	0	10	
Gamble	0-0	0-0	0-0	0-1	1	0	0	0	0	0	0	1	
Hopkins	2-7	1-3	0-0	2-1	3	3	5	0	0	0	0	18	
King	0-0	0-0	0-0	0-0	0	0	0	0	0	0	0	1	
Mills	0-0	0-0	0-0	0-0	0	0	0	0	1	0	0	3	
Team			0-0		0								
Totals		25-49	8-20	26-26	12-22	34	16	84	11	14	3	6	200

FG%	1st Hlf	14-29	48.3%	2nd Hlf	11-20	55.0%	Game	25-49	51.0%
3FG%	1st Hlf	6-11	54.5%	2nd Hlf	2-9	22.2%	Game	6-22	40.0%
FT%	1st Hlf	12-12	100%	2nd Hlf	14-14	100%	Game	26-26	100%
deadball rebounds:		0							

Georgia	35	35	70
Colorado	46	38	84

Officials: Chris Rastatter, Tony Padilla, Mike Scyphers
 Technicals: none.

Game #16 (Jan. 8)
15/17 Colorado at Washington State
Spokane, Wash.

COLORADO (14-2, 3-0)

Player	FGs	3-pt	FT	O-D-	R	F	TP	A	TO	B	S	Min	
Gordon	f	2-5	0-0	1-2	3-3	6	1	5	0	3	1	0	28
Johnson	f	4-8	0-1	6-10	1-2	3	3	14	1	0	0	0	34
Scott	f	8-12	0-0	3-4	3-6	9	2	19	0	1	1	0	41
Booker	g	2-12	1-4	13-14	0-4	4	3	18	3	1	0	2	38
Dinwiddie	g	2-5	1-3	1-4	0-2	2	1	6	2	0	0	2	38
Talton	1-3	1-2	0-0	0-4	4	0	3	2	0	0	0	1	16
Fletcher	1-3	0-2	2-2	0-2	2	0	4	0	0	1	0	9	
Thomas	1-1	0-0	0-0	0-0	0	2	0	0	0	0	0	5	
Hopkins	0-1	0-1	0-2	0-2	2	3	0	0	0	0	0	15	
King	0-1	0-0	0-0	0-0	0	0	0	0	0	0	0	1	
Team			0-2		2								
Totals		21-51	3-13	26-38	7-27	34	13	71	8	6	3	5	225

FG%	1st Hlf	8-20	40.0%	2nd Hlf	8-23	34.8%	OT	5-8	62.5%	Game	21-51	41.2%
3FG%	1st Hlf	0-5	0.0%	2nd Hlf	3-8	37.5%	OT	0-0	0.0%	Game	3-13	23.1%
FT%	1st Hlf	12-14	85.7%	2nd Hlf	9-16	56.3%	OT	5-8	62.5%	Game	26-38	68.4%
deadball rebounds:		7										

WASHINGTON STATE (7-8, 0-3)

Player	FGs	3-pt	FT	O-D-	R	F	TP	A	TO	B	S	Min	
Shelton	f	6-11	1-3	1-1	0-12	12	3	14	3	2	0	0	38
Railey	c	0-3	0-0	0-0	0-0	0	2	0	1	1	0	0	7
Kerich-Drew	g	8-12	6-8	2-2	2-2	4	4	24	0	2	1	0	42
Woolfride	g	4-14	2-4	0-0	0-3	3	3	10	11	1	0	3	42
Inrebourg	g	4-9	2-5	0-0	0-0	0	4	10	0	2	0	0	21
Johnson	2-3	2-3	0-0	1-3	4	1	6	0	2	0	0	25	
Dilorio	0-1	0-0	0-0	1-0	1	1	0	0	0	0	0	9	
Longrus	2-5	0-0	0-0	0-4	4	4	4	2	0	1	1	31	
Hawkinson	1-2	0-0	0-0	1-2	3	0	2	0	0	0	0	10	
Team			0-4		4								
Total		27-60	13-23	3-3	5-28	33	22	70	17	11	2	4	225

FG%	1st Hlf	13-27	48.1%	2nd Hlf	8-23	34.8%	OT	6-10	60.0%	Game	27-60	45.0%
3FG%	1st Hlf	7-11	63.6%	2nd Hlf	4-8	50.0%	OT	2-4	50.0%	Game	13-23	56.5%
FT%	1st Hlf	1-1	100%	2nd Hlf	2-2	100%	OT	0-0	0.0%	Game	3-3	100%
deadball rebounds:		0										

Colorado	28	28	15	71
Washington State	34	22	14	70

Officials: Chris Rastatter, Rick Batsell, Scott Brown
 Technicals: none.
 Attendance: 3122. Fouled out: none.

Game #14 (Jan. 2)
Oregon State vs. 20/24 Colorado
Boulder, Colo.

OREGON STATE (8-5, 0-1)

Player	FGs	3-pt	FT	O-D-	R	F	TP	A	TO	B	S	Min	
Collier	f	3-7	0-0	2-3	4-4	8	2	8	2	3	1	0	22
Brandt	f	2-7	0-2	0-0	2-3	5	5	4	1	0	0	0	24
Barton	g	0-4	0-1	0-0	0-0	0	1	0	0	2	0	0	13
Morris-Walker	g	2-2	2-2	0-0	1-3	4	3	6	0	1	0	0	19
Nelson	g	5-14	3-5	10-10	0-3	3	0	23	2	3	0	0	32
Robbins	0-1	0-0	0-0	0-0	0	0	0	0	0	0	0	1	
Cooke	1-2	1-2	1-2	0-0	0	3	4	3	1	0	2	23	
N'diaye	0-0	0-0	0-0	0-1	1	0	0	0	0	0	0	0+	
Duivivier	2-3	2-2	0-0	0-0	0	6	0	6	0	0	0	12	
Gomis	2-3	0-0	0-0	2-2	4	4	4	0	3	0	0	17	
Moreland	1-3	0-0	0-0	3-7	10	1	2	1	4	1	0	27	
Schaftenaar	0-1	0-1	0-0	0-1	1	1	0	0	0	0	0	3	
Reid	0-0	0-0	1-2	0-0	0	0	1	1	0	0	0	7	
Team			0-1		1								
Totals		18-48	8-15	14-17	12-25	37	20	58	10	17	2	3	200

FG%	1st Hlf	8-23	34.8%	2nd Hlf	10-25	40.0%	Game	18-48	37.5%
3FG%	1st Hlf	3-4	75.0%	2nd Hlf	5-11	45.5%	Game	8-15	53.3%
FT%	1st Hlf	4-5	80.0%	2nd Hlf	10-12	83.3%	Game	14-17	82.4%
deadball rebounds:		0							

COLORADO (12-2, 1-0)

Player	FGs	3-pt	FT	O-D-	R	F	TP	A	TO	B	S	Min	
Gordon	f	2-4	0-0	1-2	2-0	2	3	5	0	0	2	0	20
Johnson	f	3-10	0-3	3-5	2-7	9	1	9	0	1	1	0	33
Scott	f	5-11	0-0	3-6	2-7	10	1	13	0	2	3	1	37
Booker	g	3-10	1-5	6-6	1-3	4	1	13	2	1	0	4	31
Dinwiddie	g	2-9	2-7	3-4	0-3	3	4	9	5	1	0	3	34
Talton	1-2	0-1	0-0	2-0	2	1	2	1	0	0	1	13	
Thomas	0-1	0-0	0-2	1-1	2	2	2	0	0	0	0	11	
Hopkins	5-8	2-4	1-2	1-0	1	2	13	0	2	0	0	21	
Team			1-0		1								
Totals		21-55	5-20	17-27	13-21	34	15	64	10	7	6	9	200

FG%	1st Hlf	9-26	34.6%	2nd Hlf	12-29	41.4%	Game	21-55	38.2%
3FG%	1st Hlf	4-13	30.8%	2nd Hlf	1-7	14.3%	Game	5-20	25.0%
FT%	1st Hlf	6-10	60.0%	2nd Hlf	11-17	64.7%	Game	17-27	63.0%
deadball rebounds:		5							

Oregon State	23	35	58
Colorado	28	36	64

Officials: Mike Reed, SirAllen Conner, Tom Nally
 Technicals: none.
 Attendance: 9851. Fouled out: Brandt.

Game #17 (Jan. 12)
15/17 Colorado at Washington
Seattle, Wash.

COLORADO (14-3, 3-1)

Player	FGs	3-pt	FT	O-D-	R	F	TP	A	TO	B	S	Min	
Gordon	f	5-7	0-0	1-2	7-6	13	1	11	0	2	4	0	27
Johnson	f	3-6	1-2	1-2	3-3	6	2	8	1	3	1	0	30
Scott	f	4-9	0-0	7-7	3-3	6	3	15	0	2	0	0	27
Booker	g	0-9	0-2	0-0	0-2	0	3	0	1	3	0	0	24
Dinwiddie	g	2-4	0-1	3-3									

Game #25 (Feb. 13)
-/RV Colorado at RV/RV UCLA
Los Angeles, Calif.

COLORADO (18-7, 7-5)													
Player	FGs	3-pt	FT	O-D-	R	F	TP	A	TO	B	S	Min	
Johnson	f	5-12	2-7	2-4	1-8	9	1	14	0	0	1	0	36
Thomas	f	1-5	0-1	2-2	2-2	4	4	4	1	3	0	2	27
Scott	f	8-12	0-0	4-5	2-3	5	1	20	2	3	1	1	37
Booker	g	6-16	2-7	2-2	0-0	0	3	16	12	2	0	2	37
Talton	g	3-6	3-5	1-2	0-2	2	1	10	0	4	0	2	29
Stalzer	g	1-1	0-0	0-0	0-1	1	2	0	0	0	0	0	6
Hopkins	g	4-7	0-1	0-0	0-0	2	2	8	2	0	0	0	21
King	g	0-2	0-2	0-0	0-1	1	0	0	0	0	0	0	4
Mills	g	0-0	0-0	0-0	0-1	1	0	0	0	0	0	0	3
Team				3-1	4								
Totals		28-61	7-23	11-15	8-19	27	13	74	17	12	2	7	200

UCLA (19-5, 8-3)													
Player	FGs	3-pt	FT	O-D-	R	F	TP	A	TO	B	S	Min	
Wear, D.	f	3-6	1-3	0-0	0-2	2	3	7	0	0	0	0	22
Wear, T.	f	6-6	1-1	0-0	3-4	7	1	13	0	0	3	1	30
Adams	g	6-13	0-5	5-5	2-5	7	2	17	4	3	0	3	34
Powell	g	4-8	2-4	0-0	0-3	3	2	10	4	1	0	2	27
Anderson	g	7-12	2-2	6-7	0-7	7	0	22	11	1	1	0	36
Bail	g	0-0	0-0	0-0	0-0	0	0	0	0	0	0	0	2
LaVine	g	1-6	1-2	0-0	0-1	1	2	3	1	3	1	0	19
Alford	g	5-8	4-5	0-0	0-3	3	0	14	2	1	0	0	19
Parker	g	3-3	0-0	0-0	2-3	5	3	6	0	2	1	0	11
Team				1-1	2								
Total		35-62	11-22	11-12	8-29	37	13	92	25	11	6	6	200

FG%	1st Hlf	16-29	55.2%	2nd Hlf	12-32	37.5%	Game	28-61	45.9%
3FG%	1st Hlf	4-8	50.0%	2nd Hlf	3-15	20.0%	Game	7-23	30.4%
FT%	1st Hlf	4-5	80.0%	2nd Hlf	7-10	70.0%	Game	11-15	73.3%

deadball rebounds:	0
Colorado	40 34 74
UCLA	36 56 92

Officials: Randy McCall, Gregory Nixon, Michael Greenstein
 Technicals: none.
 Attendance: 8431. Fouled out: none.

Game #28 (Feb. 22)
4/4 Arizona at Colorado
Boulder, Colo.

ARIZONA (25-2, 12-2)													
Player	FGs	3-pt	FT	O-D-	R	F	TP	A	TO	B	S	Min	
Gordon	f	10-13	2-2	1-3	3-5	8	3	23	0	0	1	0	27
Tarczewski	c	5-7	0-0	3-5	1-5	6	4	13	2	3	1	0	26
York	g	1-4	1-3	1-2	0-10	10	3	4	2	0	0	0	30
McConnell	g	3-7	1-3	2-2	0-1	1	1	9	10	0	4	31	
Johnson	g	8-15	1-5	3-4	1-4	5	1	20	6	1	0	1	34
Mayes	g	1-1	0-0	0-0	0-0	1	2	3	0	0	2	7	
Hollis-Jefferson	g	2-5	0-0	0-3	0-2	2	5	4	0	1	1	0	15
Pitts	g	2-3	2-3	0-0	0-1	1	0	6	0	0	0	0	13
Korchcheck	g	1-1	0-0	0-0	0-2	2	3	2	0	0	0	0	12
Peters	g	0-0	0-0	0-0	0-0	0	0	0	0	1	0	0	3
Hazzard	g	2-2	1-1	0-0	0-0	0	0	5	1	0	0	1	2
Team				2-1	3								
Totals		35-58	8-17	10-19	7-31	38	21	88	24	6	3	8	200

COLORADO (20-7, 9-5)													
Player	FGs	3-pt	FT	O-D-	R	F	TP	A	TO	B	S	Min	
Johnson	f	1-10	0-3	3-4	1-5	6	2	5	0	1	0	0	29
Thomas	f	3-5	0-0	1-3	2-1	3	2	7	1	2	0	0	18
Mills	c	1-2	1-1	2-2	0-0	0	2	5	0	0	0	1	7
Booker	g	4-14	0-3	2-4	1-3	4	0	10	3	2	0	1	31
Talton	g	1-3	0-1	2-3	0-4	4	0	4	1	1	1	0	31
Gordon	g	1-1	0-0	2-3	2-2	4	4	0	0	0	0	0	13
Stalzer	g	1-1	0-0	2-3	0-1	1	1	4	0	0	0	0	11
Gamble	g	0-0	0-0	0-0	0-0	0	0	0	1	1	0	0	3
Hopkins	g	1-5	1-2	1-2	0-0	1	4	0	0	0	0	0	21
King	g	0-0	0-0	0-0	0-0	0	0	0	0	1	0	0	3
Scott	g	4-11	0-0	10-10	4-4	8	1	18	0	1	0	1	33
Team				0-0	0								
Total		17-52	2-10	25-33	10-20	30	13	61	6	9	1	3	200

FG%	1st Hlf	6-27	22.2%	2nd Hlf	11-25	44.0%	Game	17-52	32.7%
3FG%	1st Hlf	1-6	16.7%	2nd Hlf	1-4	25.0%	Game	2-10	20.0%
FT%	1st Hlf	12-18	66.7%	2nd Hlf	13-15	86.7%	Game	25-33	75.8%

deadball rebounds:	2
Arizona	31 57 88
Colorado	25 36 61

Officials: Mike Scyphers, Kevin Brill, Randy Heimerman
 Technicals: none.
 Attendance: 11,025. Fouled out: Hollis-Jefferson.

Game #26 (Feb. 16)
-/RV Colorado at USC
Los Angeles, Calif.

COLORADO (19-7, 8-5)													
Player	FGs	3-pt	FT	O-D-	R	F	TP	A	TO	B	S	Min	
Johnson	f	6-11	3-5	5-6	1-3	4	5	20	1	0	0	0	25
Scott	f	7-13	0-0	3-4	3-5	8	4	17	1	3	1	33	
Thomas	f	1-2	0-0	1-2	0-3	3	4	3	2	5	1	0	21
Booker	g	7-15	1-4	3-3	1-7	8	2	18	6	6	0	2	34
Talton	g	4-5	2-3	4-7	1-6	7	3	14	3	0	0	0	32
Gordon	g	0-0	0-0	0-0	0-2	2	2	0	1	0	0	1	11
Stalzer	g	0-0	0-0	0-0	0-0	0	1	0	0	1	0	0	15
Hopkins	g	3-8	2-5	2-3	0-1	1	2	10	4	1	0	3	23
King	g	0-0	0-0	1-2	0-0	0	1	0	0	3	0	0	3
Mills	g	0-1	0-0	0-0	0-0	0	0	1	0	0	0	0	3
Team				0-1	1								
Totals		28-56	8-17	19-27	6-28	34	24	83	18	17	4	7	200

USC (10-15, 1-11)													
Player	FGs	3-pt	FT	O-D-	R	F	TP	A	TO	B	S	Min	
Gavrilovic	f	1-3	0-1	1-4	2-3	5	0	3	0	0	0	0	22
Wesley	f	6-14	1-4	8-10	3-5	8	2	21	2	4	0	3	38
Haley	c	0-1	0-0	0-0	1-1	2	2	0	1	1	0	0	12
Bryan	g	2-2	0-0	4-5	0-0	0	5	8	1	1	0	1	20
Dukes	g	1-3	1-2	0-0	0-0	0	5	8	1	1	0	1	11
Prince	g	1-4	0-0	4-6	5-0	5	1	6	0	0	0	1	10
Jacobs	g	2-4	0-1	2-2	0-3	3	2	6	0	2	0	1	22
Taylor	g	0-1	0-1	0-0	0-0	0	0	0	0	0	0	0	3
Terrell	g	6-17	1-5	1-2	0-4	4	2	14	0	1	0	1	27
Pflueger	g	1-1	0-0	0-0	0-1	1	1	2	0	0	0	0	1
Munoz	g	0-0	0-0	0-0	0-0	0	0	0	0	0	0	1	1
Jovanovic	g	1-5	0-0	1-0	1-0	1	2	2	0	1	0	0	10
Oraby	g	2-7	0-0	5-7	3-6	9	4	9	2	5	1	0	23
Team				1-1	2								
Total		23-62	3-15	25-36	16-24	40	23	5_74	6	17	1	8	200

FG%	1st Hlf	11-24	45.8%	2nd Hlf	12-38	31.6%	Game	23-62	37.1%
3FG%	1st Hlf	1-4	25.0%	2nd Hlf	0-4	0.0%	Game	3-15	20.0%
FT%	1st Hlf	9-13	69.2%	2nd Hlf	16-23	69.6%	Game	25-36	69.4%

deadball rebounds:	5, 2
Colorado	40 43 83
USC	32 42 74

Officials: Larry Spaulding, Frank Harvey III, Deron White
 Technicals: none.
 Attendance: 3187. Fouled out: Johnson, Bryan.

Game #29 (Mar. 1)
Colorado at Utah
Salt Lake City, Utah

COLORADO (20-9, 9-7)													
Player	FGs	3-pt	FT	O-D-	R	F	TP	A	TO	B	S	Min	
Johnson	f	4-8	1-3	1-1	0-4	4	4	10	2	4	0	2	10
Thomas	f	3-6	1-3	1-2	0-1	1	4	8	0	2	0	0	15
Scott	f	4-7	0-0	9-9	2-5	7	3	17	2	1	0	1	35
Booker	g	1-8	0-3	2-2	1-2	3	0	4	6	4	0	2	31
Talton	g	1-8	0-3	1-2	1-1	2	0	3	1	1	0	0	28
Gordon	g	2-6	0-0	1-2	2-1	3	3	5	1	1	1	1	

Game #31 (Mar. 8)
Colorado at California
Berkeley, Calif.

BOYLE ADDS COLLIER, MILLER TO '14 HOOPS CLASS

COLORADO (21-10, 10-8)

Player	FGs	3-pt	FT	O-D-	R	F	TP	A	TO	B	S	Min
Gordon	f 4-10	0-1	0-0	4-7	11	4	8	2	3	0	1	37
Johnson	f 8-15	3-4	5-6	3-3	6	1	24	0	0	0	0	43
Scott	f 3-9	0-1	4-8	4-6	10	0	10	2	3	0	0	40
Booker	g 5-13	1-5	0-0	0-7	7	3	11	2	3	0	0	39
Talton	g 2-5	1-2	0-0	0-2	2	3	5	2	1	0	0	30
Stalzer	0-0	0-0	0-0	0-0	0	0	0	0	0	0	0	4
Thomas	1-5	0-1	0-0	0-1	1	2	2	0	1	0	0	13
Hopkins	2-5	1-4	0-2	1-2	3	2	5	2	2	1	1	19
Team				2-3	5							
Totals	25-62	6-18	9-14	14-31	45	15	65	8	12	3	2	225

FG%	1st Hlf	13-29	44.8%	2nd Hlf	10-26	38.5%	OT	2-7	28.6%	Game	25-62	41.2%
3FG%	1st Hlf	3-7	42.9%	2nd Hlf	3-9	33.3%	OT	0-2	0.0%	Game	6-18	23.1%
FT %	1st Hlf	2-2	100%	2nd Hlf	5-10	50.0%	OT	2-2	100%	Game	9-14	68.4%
deadball rebounds:	4,1											

CALIFORNIA (19-12, 10-8)

Player	FGs	3-pt	FT	O-D-	R	F	TP	A	TO	B	S	Min
Solomon	f 6-10	0-0	2-4	4-8	12	1	14	2	1	4	0	40
Kravish	f 6-12	0-1	2-2	6-6	12	2	14	3	1	1	0	42
Cobbis	g 5-17	3-5	8-8	0-1	1	1	21	4	0	0	2	45
Wallace	g 1-5	1-3	1-3	1-4	5	4	4	0	3	0	2	33
Kreklow	g 1-8	0-5	1-2	0-2	2	0	3	6	0	0	1	34
Behrens	0-0	0-0	0-0	0-0	0	0	0	0	0	1	0	3
Matthews	1-4	1-3	0-0	1-0	1	4	3	0	0	0	0	9
Powers	0-2	0-0	0-0	0-0	0	0	0	0	0	0	0	2
Bird	3-7	1-4	0-0	0-0	0	0	7	1	0	2	0	17
Team				1-1	2							
Total	23-65	6-21	14-19	13-22	35	12	66	16	5	8	5	225

FG%	1st Hlf	11-28	39.3%	2nd Hlf	12-30	40.0%	OT	0-7	0.0%	Game	23-65	35.4%
3FG%	1st Hlf	4-11	36.4%	2nd Hlf	2-9	22.2%	OT	0-1	0.0%	Game	6-21	28.6%
FT %	1st Hlf	2-4	50.0%	2nd Hlf	5-6	83.3%	OT	7-9	77.8%	Game	14-19	73.7%
deadball rebounds:	0											

Colorado	31	28	6	65
California	28	31	7	66

Officials: Mike Scyphers, Deron White, Jeff Wooten
 Technicals: none.
 Attendance: 9422. Fouled out: none.

DOMINIQUE COLLIER

Position: Point guard

Height: 6-1 Weight: 166

High school: Denver East

Vital stats/storylines: Averaged 20.1 points, 3.6 assists, 5.0 rebounds, 3.5 steals and 1.3 blocks per game as a junior; East went 25-3, lost to Eaglecrest in the 5A state championship game at the Coors Events Center • Four-star prospect, currently ranked No. 94 nationally • Collier was named Colorado Mr. Basketball and Gatorade Player of the Year after junior season • Top western schools – including Pac-12 members Arizona, Arizona State and UCLA – took an intense in Collier during his sophomore and early in his junior seasons. But as the recruiting process lengthened it became apparent that he had targeted CU • Iowa and Kansas State also joined the pursuit • Collier verbally committed to the Buffs on May 7.

CU scouting report: A pass-first, very unselfish type of point guard who already has international basketball experience (USA Basketball, three-on-three competition in Indonesia with FIBA's USA team) gained through summer travels • Can get wherever he wants to on the court with his tremendous first step and ball-handling skills • A very good on-ball defender with great anticipation.

Boyle's take: "He's got a good basketball body, but he's a little slight right now and knows he going to spend some time in the weight room. I love that he can get wherever he wants to go on the court. Plus, he's got lots of experience – more than the typical incoming freshman. I expect him to have an impact right away. In fact, I'm counting on it."

TORY MILLER

Position: Power forward

Height: 6-8 Weight: 255

High school: New Hampton (N.H.) Prep

Vital stats/storylines: Averaged 12.3 points, 6.0 rebounds and shot 58.7 percent from the field last year in his junior season at New Hampton • A three-star prospect whose rating could rise after his senior season • Miller is from the Kansas City area and played on the same AAU team (Kansas City Run GMC) as fellow CU signee Collier • Took official visits to Arizona State, Marquette and Iowa, but committed to CU over Marquette on Oct. 19 • Eric Bossi, Rivals.com's national basketball recruiting analyst, said Miller "can be a rugged rebounder and explosive finisher around the rim capable of playing through contact. (He) can also step out and make 12-to-15 foot jumpers with pretty good regularity . . . and he's physically ready to play in the Pac-12."

CU scouting report: Big, wide-bodied player who is physically ready to compete at the next level • Roster is well-stocked with runners, jumpers and finesse-type players – and Miller also can play with finesse, but he's best as an enforcer type • Good hands, long arms make him a capable shot blocker; plays bigger than 6-8 • What makes him special is his big body, his ability to use to his advantage on defense and his ability to lower his center of gravity, making him difficult to move.

Boyle's take: "Tory gives us a wide presence that we haven't had since I've been here. He's a skilled player and very competitive. With his body type and strength, he can finish down low with contact. He doesn't look like he would be a good jumper, but he is. Plus, he's 19 years old now and will bring an age and maturity level to us that's a little further along than you'd find in a typical freshman. He's got all the physical tools necessary to be a very good Pac-12 player and he understands what it means to be successful."

RADIO/TV CHART



#0 Askia Booker
Guard • Junior • 6-2 • 170
Los Angeles, Calif.



#1 Wesley Gordon
Forward • Redshirt-Freshman • 6-9 • 225
Colorado Springs, Colo.



#2 Xavier Johnson
Guard/Forward • Sophomore • 6-7 • 220
Los Angeles, Calif.



#3 Xavier Talton
Guard • Sophomore • 6-2 • 180
Sterling, Colo.



#5 Eli Stalzer
Guard • Sophomore • 6-3 • 190
Brea, Calif.



#10 Tre'Shaun Fletcher
Guard/Forward • Freshman • 6-7 • 200
Tacoma, Wash.



#12 Kevin Nelson
Guard • Senior • 6-2 • 185
Albuquerque, N.M.



#13 Dustin Thomas
Forward • Freshman • 6-7 • 220
Texarkana, Texas



#14 Beau Gamble
Guard • Senior • 6-0 • 180
Boulder, Colo.




#23 Jaron Hopkins
Guard • Freshman • 6-5 • 190
Mesa, Ariz.




#24 George King
Guard/Forward • Freshman • 6-5 • 208
San Antonio, Texas



#25 Spencer Dinwiddie
Guard • Junior • 6-6 • 200
Woodland Hills, Calif.

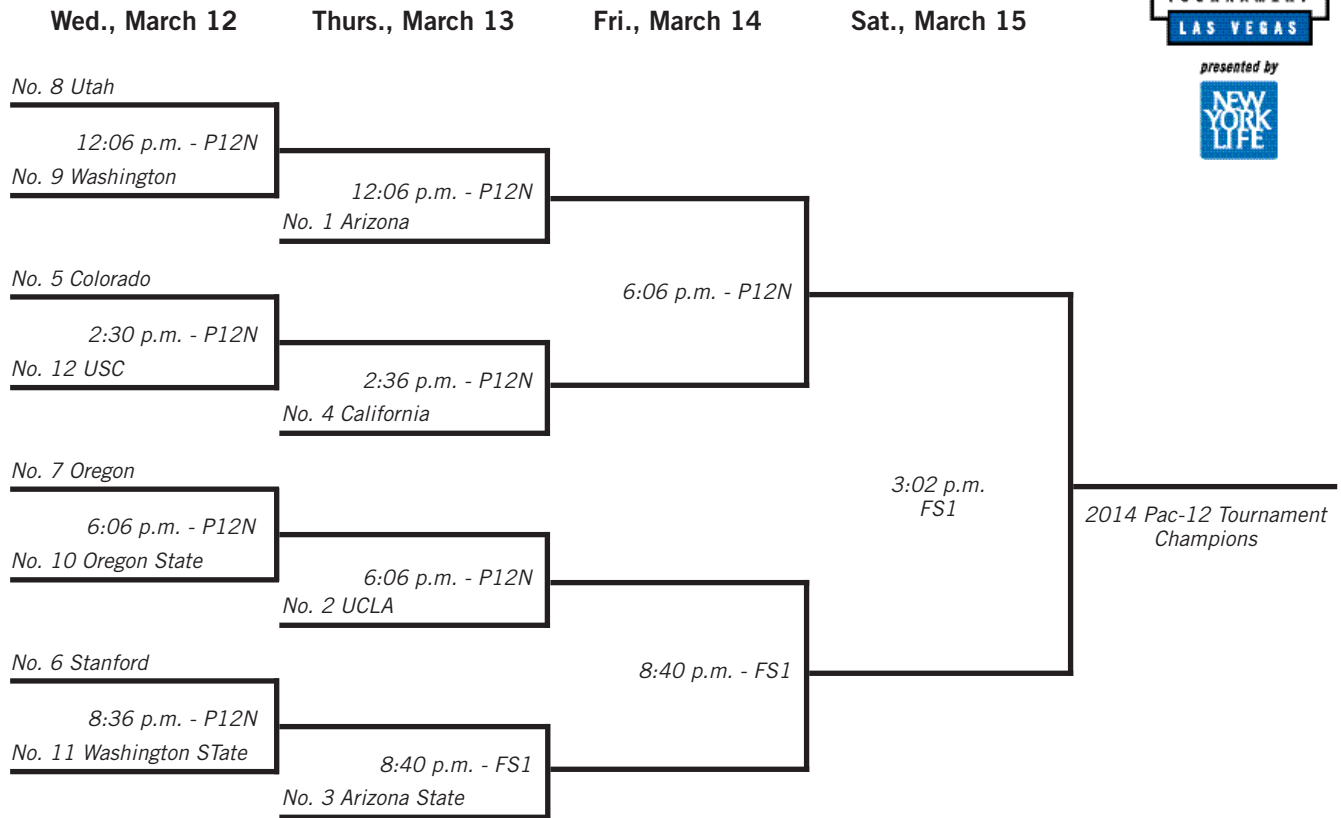


#32 Ben Mills
Guard • Senior • 7-0 • 230
Hartland, Wis.



#40 Josh Scott
Forward • Sophomore • 6-10 • 245
Monument, Colo.

**2014 PAC-12 MEN'S BASKETBALL
TOURNAMENT BRACKET**
March 12-15, 2014 – MGM Grand Garden Arena - Las Vegas



**2014 Pac-12 Men's Basketball Tournament Schedule
MGM Grand Garden Arena - Las Vegas**

Wed., March 12

Game 1: No. 8 Utah vs. No. 9 Washington, 12:06 p.m. - P12N
 Game 2: No. 5 Colorado vs. No. 12 USC, 2:36 p.m. - P12N
 Game 3: No. 7 Oregon vs. No. 10 Oregon State, 6:06 p.m. - P12N
 Game 4: No. 6 Stanford vs. No. 11 Washington State, 8:36 p.m. - P12N

Thur., March 13

Game 5: Game 1 winner vs. No. 1 Arizona, 12:06 p.m. - P12N
 Game 6: Game 2 winner vs. No. 4 California, 2:36 p.m. - P12N
 Game 7: Game 3 winner vs. No. 2 UCLA, 6:06 p.m. - P12N
 Game 8: Game 4 winner vs. No. 3 Arizona State, 8:40 p.m. - FS1

Fri., March 14

Game 9: Semifinal 1, 6:06 p.m. - P12N
 Game 10: Semifinal 2, 8:40 p.m. - FS1

Sat., March 15

Game 11: Pac-12 Championship, 3:02 p.m. - FS1

TV Talent

Kevin Calabro, Ernie Kent
 Kevin Calabro, Ernie Kent
 Ted Robinson, Don MacLean
 Ted Robinson, Don MacLean

Kevin Calabro, Ernie Kent
 Kevin Calabro, Ernie Kent
 Ted Robinson, Don MacLean
 Aaron Goldsmith, Sean Elliott

Ted Robinson, Don MacLean
 Aaron Goldsmith, Sean Elliott

Aaron Goldsmith, Sean Elliott

2013-2014 Colorado Basketball
Colorado Combined Team Statistics (as of Mar 08, 2014)
All games

RECORD:	OVERALL	HOME	AWAY	NEUTRAL
ALL GAMES	21-10	16-2	5-6	0-2
CONFERENCE	10-8	7-2	3-6	0-0
NON-CONFERENCE	11-2	9-0	2-0	0-2

##	Player	gp-gs	min	avg	Total		3-Point		F-Throw		Rebounds				pf	dq	a	to	blk	stl	pts	avg
					fg-fga	fg%	3fg-fga	3fg%	ft-fa	ft%	off	def	tot	avg								
40	Scott, Josh	31-30	977	31.5	146-273	.535	0-1	.000	159-194	.820	95	177	272	8.8	57	0	20	40	38	25	451	14.5
00	Booker, Askia	31-31	946	30.5	144-372	.387	36-127	.283	101-125	.808	15	95	110	3.5	59	0	107	80	2	44	425	13.7
02	Johnson, Xavier	29-29	868	29.9	119-261	.456	30-89	.337	85-133	.639	52	122	174	6.0	61	3	25	49	10	25	353	12.2
25	Dinwiddie, Spencer	17-17	529	31.1	61-131	.466	26-63	.413	102-119	.857	8	44	52	3.1	32	0	64	30	4	26	250	14.7
01	Gordon, Wesley	27-23	680	25.2	60-127	.472	3-10	.300	41-68	.603	69	100	169	6.3	49	0	27	42	38	12	164	6.1
23	Hopkins, Jaron	31-9	571	18.4	58-150	.387	22-67	.328	23-46	.500	21	54	75	2.4	68	2	31	37	3	24	161	5.2
03	Talton, Xavier	31-9	598	19.3	48-119	.403	22-60	.367	24-37	.649	11	55	66	2.1	54	1	52	40	6	17	142	4.6
13	Thomas, Dustin	31-6	464	15.0	42-100	.420	6-31	.194	28-51	.549	32	49	81	2.6	77	1	17	42	3	7	118	3.8
10	Fletcher, Tre'Shaun	16-0	163	10.2	20-46	.435	5-25	.200	11-17	.647	12	17	29	1.8	22	0	4	9	4	4	56	3.5
05	Stalzer, Eli	23-0	200	8.7	13-26	.500	5-11	.455	10-16	.625	5	14	19	0.8	17	0	6	11	0	6	41	1.8
24	King, George	26-0	146	5.6	11-38	.289	4-20	.200	15-23	.652	5	36	41	1.6	14	0	5	12	1	4	41	1.6
32	Mills, Ben	22-1	94	4.3	11-22	.500	1-1	1.000	8-10	.800	8	12	20	0.9	10	0	4	5	1	1	31	1.4
14	Gamble, Beau	8-0	14	1.8	2-5	.400	2-5	.400	0-2	.000	0	5	5	0.6	1	0	6	2	0	0	6	0.8
15	Brady, Brett	4-0	10	2.5	2-4	.500	2-4	.500	0-0	.000	1	0	1	0.3	1	0	1	1	0	0	6	1.5
12	Nelson, Kevin	8-0	15	1.9	1-2	.500	1-2	.500	0-0	.000	0	4	4	0.5	2	0	0	0	0	0	3	0.4
	Team										30	27	57				14					
	Total.....	31	6275		738-1676	.440	165-516	.320	607-841	.722	364	811	1175	37.9	524	7	369	414	110	195	2248	72.5
	Opponents.....	31	6275		759-1769	.429	231-631	.366	386-551	.701	283	685	968	31.2	652	-	410	388	97	197	2135	68.9

TEAM STATISTICS	COLO	OPP	Date	Opponent	Score	Att.
SCORING	2248	2135	^	11/08/13	vs Baylor	L 60-72 5207
Points per game	72.5	68.9		11/10/13	UT MARTIN	w 91-65 8408
Scoring margin	+3.6	-		11/13/13	WYOMING	w 63-58 9429
FIELD GOALS-ATT	738-1676	759-1769		11/16/13	JACKSON STATE	w 94-70 9042
Field goal pct	.440	.429		11/18/13	ARKANSAS STATE	w 93-70 8204
3 POINT FG-ATT	165-516	231-631		11/21/13	SANTA BARBARA	w 76-68 8488
3-point FG pct	.320	.366		11/24/13	HARVARD	w 70-62 9770
3-pt FG made per game	5.3	7.5		11/30/13	at Air Force	w 81-57 5394
FREE THROWS-ATT	607-841	386-551		12/03/13	at Colorado State	w 67-62 8268
Free throw pct	.722	.701		12/07/13	KANSAS	w 75-72 11113
F-Throws made per game	19.6	12.5		12/13/13	ELON	w 80-63 8831
REBOUNDS	1175	968	#	12/21/13	vs Oklahoma State	L 73-78 5207
Rebounds per game	37.9	31.2		12/28/13	GEORGIA	w 84-70 10848
Rebounding margin	+6.7	-	*	01/02/14	OREGON STATE	w 64-58 9851
ASSISTS	369	410	*	01/05/14	OREGON	w 100-91 10398
Assists per game	11.9	13.2	*	01/08/14	at Washington State	Wot 71-70 3122
TURNOVERS	414	388	*	01/12/14	at Washington	L 54-71 6742
Turnovers per game	13.4	12.5	*	01/16/14	UCLA	L 56-69 10802
Turnover margin	-0.8	-	*	01/18/14	USC	w 83-62 9583
Assist/turnover ratio	0.9	1.1	*	01/23/14	at Arizona	L 57-69 14545
STEALS	195	197	*	01/25/14	at Arizona State	L 51-72 8352
Steals per game	6.3	6.4	*	02/01/14	UTAH	Wot 79-75 9607
BLOCKS	110	97	*	02/05/14	WASHINGTON STATE	w 68-63 8903
Blocks per game	3.5	3.1	*	02/09/14	WASHINGTON	w 91-65 9461
ATTENDANCE	173429	94462	*	02/13/14	at UCLA	L 74-92 8431
Home games-Avg/Game	18-9635	11-7641	*	02/16/14	at USC	w 83-74 3187
Neutral site-Avg/Game	-	2-5207	*	02/19/14	ARIZONA STATE	w 61-52 9666
			*	02/22/14	ARIZONA	L 61-88 11025
Score by Periods	1st 2nd OT Totals		*	03/01/14	at Utah	L 64-75 12027
Colorado	1030 1183 35 2248		*	03/05/14	at Stanford	w 59-56 4558
Opponents	970 1134 31 2135		*	03/08/14	at California	Lot 65-66 9422

^ = Dallas, Texas (American Airlines Center)
= Las Vegas, Nev. (MGM Grand Garden Arena)
* = Pac-12 Conference

2013-2014 Colorado Basketball
Colorado Combined Team Statistics (as of Mar 08, 2014)
Conference games

RECORD:	OVERALL	HOME	AWAY	NEUTRAL
ALL GAMES	10-8	7-2	3-6	0-0
CONFERENCE	10-8	7-2	3-6	0-0
NON-CONFERENCE	0-0	0-0	0-0	0-0

#	Player	gp-gs	min	avg	Total		3-Point		F-Throw		Rebounds				pf	dq	a	to	blk	stl	pts	avg		
					fg-fga	fg%	3fg-fga	3fg%	ft-fa	ft%	off	def	tot	avg										
40	Scott, Josh	18-17	606	33.7	95-180	.528	0-1	.000	91-112	.813	52	100	152	8.4	30	0	9	26	28	12	281	15.6		
00	Booker, Askia	18-18	597	33.2	82-222	.369	18-67	.269	79-97	.814	8	69	77	4.3	35	0	81	53	1	28	261	14.5		
02	Johnson, Xavier	18-18	580	32.2	83-189	.439	20-61	.328	61-93	.656	36	74	110	6.1	38	1	13	31	7	11	247	13.7		
03	Talton, Xavier	18-9	403	22.4	31-73	.425	16-39	.410	17-28	.607	5	40	45	2.5	32	1	33	27	5	11	95	5.3		
23	Hopkins, Jaron	18-5	354	19.7	34-92	.370	13-43	.302	14-25	.560	11	29	40	2.2	38	1	17	25	2	16	95	5.3		
01	Gordon, Wesley	16-12	397	24.8	34-76	.447	3-8	.375	13-22	.591	46	54	100	6.3	30	0	12	24	25	7	84	5.3		
13	Thomas, Dustin	18-6	286	15.9	23-54	.426	3-16	.188	9-22	.409	14	29	43	2.4	48	1	9	25	2	5	58	3.2		
25	Dinwiddie, Spencer	4-4	124	31.0	11-27	.407	6-15	.400	17-22	.773	1	8	9	2.3	9	0	15	7	0	6	45	11.3		
05	Stalzer, Eli	16-0	173	10.8	13-23	.565	5-9	.556	7-12	.583	4	14	18	1.1	16	0	4	8	0	4	38	2.4		
32	Mills, Ben	13-1	54	4.2	5-11	.455	1-1	1.000	2-2	1.000	3	7	10	0.8	6	0	3	3	1	1	13	1.0		
10	Fletcher, Tre'Shaun	3-0	24	8.0	3-8	.375	0-5	.000	5-5	1.000	0	4	4	1.3	2	0	0	1	1	0	11	3.7		
24	King, George	13-0	68	5.2	2-15	.133	1-8	.125	5-6	.833	1	11	12	0.9	7	0	3	5	0	2	10	0.8		
14	Gamble, Beau	3-0	6	2.0	1-1	1.000	1-1	1.000	0-0	.000	0	0	0	0.0	0	0	1	1	0	0	3	1.0		
12	Nelson, Kevin	3-0	3	1.0	0-0	.000	0-0	.000	0-0	.000	0	0	0	0.0	0	0	0	0	0	0	0	0.0		
Team											19	17	36											
Total.....		18	3675		417-971	.429	87-274	.318	320-446	.717	200	456	656	36.4	291	4	200	245	72	103	1241	68.9		
Opponents.....		18	3675		454-1052	.432	135-361	.374	225-305	.738	179	406	585	32.5	349	-	259	210	61	118	1268	70.4		

TEAM STATISTICS	COLO	OPP	Date	Opponent	Score	Att.
SCORING	1241	1268	* 01/02/14	OREGON STATE	w 64-58	9851
Points per game	68.9	70.4	* 01/05/14	OREGON	w 100-91	10398
Scoring margin	-1.5	-	* 01/08/14	at Washington State	Wot 71-70	3122
FIELD GOALS-ATT	417-971	454-1052	* 01/12/14	at Washington	L 54-71	6742
Field goal pct	.429	.432	* 01/16/14	UCLA	L 56-69	10802
3 POINT FG-ATT	87-274	135-361	* 01/18/14	USC	w 83-62	9583
3-point FG pct	.318	.374	* 01/23/14	at Arizona	L 57-69	14545
3-pt FG made per game	4.8	7.5	* 01/25/14	at Arizona State	L 51-72	8352
FREE THROWS-ATT	320-446	225-305	* 02/01/14	UTAH	Wot 79-75	9607
Free throw pct	.717	.738	* 02/05/14	WASHINGTON STATE	w 68-63	8903
F-Throws made per game	17.8	12.5	* 02/09/14	WASHINGTON	w 91-65	9461
REBOUNDS	656	585	* 02/13/14	at UCLA	L 74-92	8431
Rebounds per game	36.4	32.5	* 02/16/14	at USC	w 83-74	3187
Rebounding margin	+3.9	-	* 02/19/14	ARIZONA STATE	w 61-52	9666
ASSISTS	200	259	* 02/22/14	ARIZONA	L 61-88	11025
Assists per game	11.1	14.4	* 03/01/14	at Utah	L 64-75	12027
TURNOVERS	245	210	* 03/05/14	at Stanford	w 59-56	4558
Turnovers per game	13.6	11.7	* 03/08/14	at California	Lot 65-66	9422
Turnover margin	-1.9	-	^ = Dallas, Texas (American Airlines Center)			
Assist/turnover ratio	0.8	1.2	# = Las Vegas, Nev. (MGM Grand Garden Arena)			
STEALS	103	118	* = Pac-12 Conference			
Steals per game	5.7	6.6				
BLOCKS	72	61				
Blocks per game	4.0	3.4				
ATTENDANCE	89296	70386				
Home games-Avg/Game	9-9922	9-7821				
Neutral site-Avg/Game	-	0-0				

Score by Periods	1st	2nd	OT	Totals
Colorado	573	633	35	1241
Opponents	558	679	31	1268

2013-2014 Colorado Basketball
Colorado Combined Team Statistics (as of Mar 08, 2014)
last 5 games

RECORD:	OVERALL	HOME	AWAY	NEUTRAL
ALL GAMES	2-3	1-1	1-2	0-0
CONFERENCE	2-3	1-1	1-2	0-0
NON-CONFERENCE	0-0	0-0	0-0	0-0

#	Player	gp-gs	min	avg	Total		3-Point		F-Throw		Rebounds				pf	dq	a	to	blk	stl	pts	avg
					fg-fga	fg%	3fg-fga	3fg%	ft-fta	ft%	off	def	tot	avg								
40	Scott, Josh	5-4	176	35.2	19-42	.452	0-1	.000	37-42	.881	19	30	49	9.8	8	0	2	10	4	3	75	15.0
02	Johnson, Xavier	5-5	167	33.4	21-62	.339	4-20	.200	18-26	.692	11	16	27	5.4	12	0	4	7	0	3	64	12.8
00	Booker, Askia	5-5	170	34.0	18-62	.290	1-14	.071	13-16	.813	2	20	22	4.4	10	0	17	15	0	6	50	10.0
01	Gordon, Wesley	5-2	115	23.0	11-21	.524	0-1	.000	3-5	.600	12	16	28	5.6	15	0	5	6	3	3	25	5.0
13	Thomas, Dustin	5-3	82	16.4	10-25	.400	1-8	.125	4-9	.444	3	11	14	2.8	14	0	2	9	1	1	25	5.0
23	Hopkins, Jaron	5-0	92	18.4	8-23	.348	7-14	.500	1-4	.250	4	7	11	2.2	9	0	3	4	1	3	24	4.8
03	Talton, Xavier	5-5	146	29.2	7-23	.304	3-10	.300	4-7	.571	1	16	17	3.4	10	1	10	6	2	2	21	4.2
05	Stalzer, Eli	5-0	52	10.4	6-6	1.000	3-3	1.000	4-5	.800	1	2	3	0.6	1	0	1	1	0	2	19	3.8
32	Mills, Ben	4-1	15	3.8	2-6	.333	1-1	1.000	2-2	1.000	1	1	2	0.5	4	0	0	0	0	1	7	1.8
24	King, George	2-0	7	3.5	0-0	.000	0-0	.000	0-0	.000	0	2	2	1.0	0	0	0	2	0	0	0	0.0
14	Gamble, Beau	1-0	3	3.0	0-0	.000	0-0	.000	0-0	.000	0	0	0	0.0	0	0	1	1	0	0	0	0.0
Team											7	7	14				4					
Total.....		5	1025		102-270	.378	20-72	.278	86-116	.741	61	128	189	37.8	83	1	45	65	11	24	310	62.0
Opponents.....		5	1025		124-281	.441	28-89	.315	61-92	.663	42	119	161	32.2	93	-	72	49	23	30	337	67.4

TEAM STATISTICS	COLO	OPP	Date	Opponent	Score	Att.
SCORING	310	337	* 02/19/14	ARIZONA STATE	W 61-52	9666
Points per game	62.0	67.4	* 02/22/14	ARIZONA	L 61-88	11025
Scoring margin	-5.4	-	* 03/01/14	at Utah	L 64-75	12027
FIELD GOALS-ATT	102-270	124-281	* 03/05/14	at Stanford	W 59-56	4558
Field goal pct	.378	.441	* 03/08/14	at California	Lot 65-66	9422
3 POINT FG-ATT	20-72	28-89	^ = Dallas, Texas (American Airlines Center)			
3-point FG pct	.278	.315	# = Las Vegas, Nev. (MGM Grand Garden Arena)			
3-pt FG made per game	4.0	5.6	* = Pac-12 Conference			
FREE THROWS-ATT	86-116	61-92				
Free throw pct	.741	.663				
F-Throws made per game	17.2	12.2				
REBOUNDS	189	161				
Rebounds per game	37.8	32.2				
Rebounding margin	+5.6	-				
ASSISTS	45	72				
Assists per game	9.0	14.4				
TURNOVERS	65	49				
Turnovers per game	13.0	9.8				
Turnover margin	-3.2	-				
Assist/turnover ratio	0.7	1.5				
STEALS	24	30				
Steals per game	4.8	6.0				
BLOCKS	11	23				
Blocks per game	2.2	4.6				
ATTENDANCE	20691	26007				
Home games-Avg/Game	2-10346	3-8669				
Neutral site-Avg/Game	-	0-0				

Score by Periods	1st	2nd	OT	Totals
Colorado	146	158	6	310
Opponents	143	187	7	337